


# Sanitary Hose & Fittings



**Ace**  **Sanitary**

*Designed for use in High-Purity and Sanitary Environments*



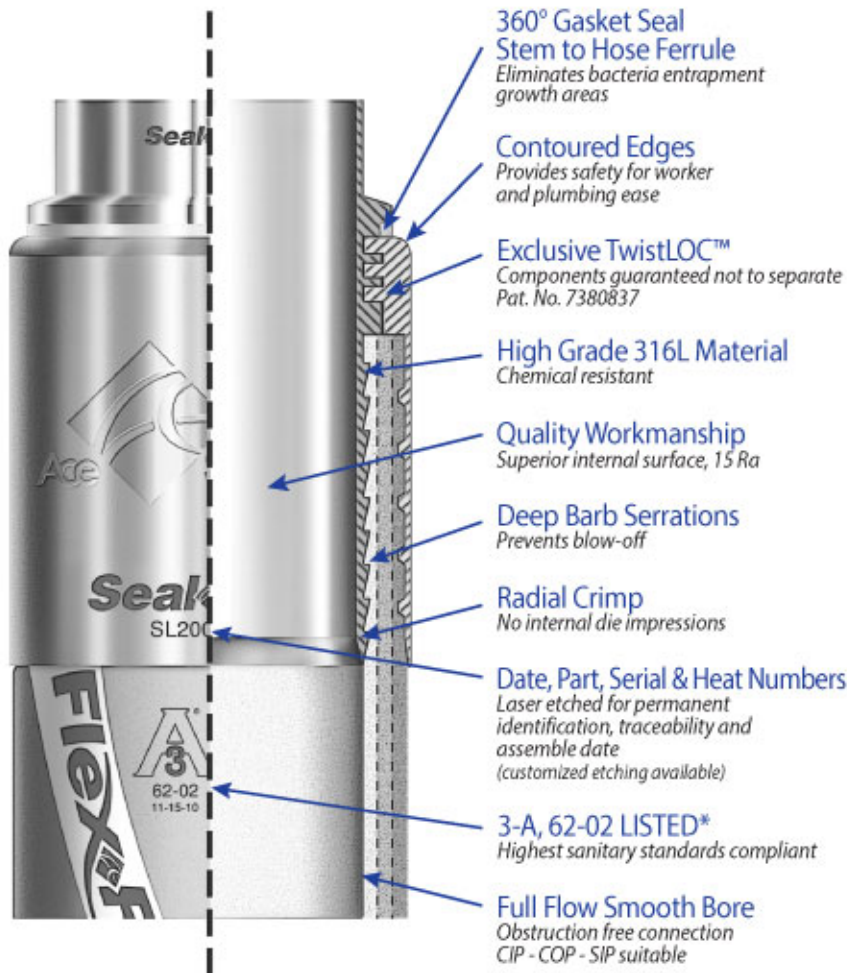
*Ace Sanitary, Inc., formerly a division of the Ace Manufacturing Company was formed in 2004 to develop new business relationships. Initial product offerings were the Flex-Rite™ Sanitary Hose Line and Seal-Rite™ Hose Fittings. These products are now the core of our expanded product line. We work hard to know your business, assist you in problem solving, provide you with quality products and over 100 years of experience.*



Visit [acesanitary.com](https://acesanitary.com) for new additions and most up-to-date product information

Page	Description
3	<b>Assembly Types</b> Radial Crimp, Molded, Reusable
4	<b>R- Series</b> FDA/3-A - Rubber Hose
5	<b>R- Series</b> FDA/3-A - Rubber Hose
6	<b>R- Series</b> FDA/3-A - Rubber Hose
7	<b>F- Series</b> FDA - Food Grade Hose
8	<b>T- Series</b> Fluoropolymer Lined Hose
9	<b>T- Series</b> Fluoropolymer Lined Hose
10	<b>S- Series</b> Silicone Hose
11	<b>S- Series</b> Silicone Hose
12	<b>A- Series</b> Specialty Tubing
13	<b>P- Series</b> PVC Hose
14	<b>I- Series</b> Industrial Hose <i>(Washdown &amp; Steam)</i>
15	<b>Specialty</b> Molded, Jacketed Hose
16	<b>Molded</b> Assembly Types & Ordering
17	<b>ReUseables</b> Assembly Types & Ordering
18	<b>Measurement &amp; End Styles</b>
19	<b>Assembly</b> Part Number and Ordering
20	<b>General Hose</b> Installation Information
21	<b>Definitions</b> Industry Recognized Terms
22	<b>Accessories</b> Reducers, Supports, Etc.
23	<b>Accessories</b> Molded Labels, Racks, Custom Fab
24	<b>Equipment</b> Testing, Production, Marking
25	<b>Equipment</b> Washdown, Crimpers
26	<b>Product Selection</b> Cautionary/Warranty Statement
27	<b>Sizing</b> Fitting Specifier <i>(Actual Size Drawings)</i>
28	<b>Data Sheets</b> Product PDFs Available Online





Seal-Rite™ radial crimp couplers are the purest unitized assemblies available today. Our external crimp design provides a 360° fixed seal at the coupler stem to hose junction point that eliminates the possibility of product wicking between the hose and coupler. Unlike internal expansion which can deform metal and yield die impressions, radial crimp technology will not interfere with the internal surface of the coupling stem. A full flow smooth bore transition is created after fabrication that eliminates ledges or crevices that can collect bacteria.

TwistLOC™ components become a single unit that resist separation under severe applications. Internal surface finishes of 15 Ra or better. Each coupling stem is manufactured from 316L grade stainless steel and laser etched with a material traceability number which is our commitment to quality. Seal-Rite radial crimped couplers are available for attachment on Flex-Rite™ hoses. A wide range of end styles, sizes 1/4" through 6" are available.

ACCEPTED BY: USDA Dairy

COMPLIANCE: ASME BPE 2014, FDA Grade "A" PMO




**Molded Ends**



**Reusable Sanitary Fitting**

Detailed information on both these products can be found on page 16 and 17.

### RDC Discharge



This **lightweight** discharge hose provides extra flexibility and smooth handling. (Meets 3-A\* standards, USDA requirements and is FDA compliant). Designed to be chemically resistant to mild caustic solutions. This discharge hose is well suited for **overhead CIP** wash units and capable of handling pressures up to 250 PSI.

MODEL	I.D.	O.D.	WORKING PRESSURE	MIN. BEND RADIUS	WEIGHT PER FT.	VAC. IN HG.	LENGTH
RDC150	1 1/2"	2.07"	250 PSI	-	.98 lbs.	-	100'
RDC200	2"	2.59"	250 PSI	-	1.38 lbs.	-	100'
RDC250	2 1/2"	3.11"	250 PSI	-	1.78 lbs.	-	100'

**TUBE** White, FDA, 3-A\*, Chlorobutyl  
**REINFORCEMENT** Spiral-plied synthetic fabric  
**RECOMMENDED CLEANING** CIP, COP

**COVER** Blue EPDM w/white stripe  
**TEMP. RANGE** -40 to 225° F

### RES High Temperature Suction & Discharge



This premium quality hose withstands rough handling and **high temperatures** and **harsher chemical** environments. A suction and discharge hose that will not impart taste or odor to products being transferred. (Meets 3-A\* standards, USDA requirements and is FDA compliant). Typical use includes: Non-Oily, Milk, Dairy, Food and Beverage, Chemical, Pharmaceutical and CIP Applications.

MODEL	I.D.	O.D.	WORKING PRESSURE	MIN. BEND RADIUS	WEIGHT PER FT.	VAC. IN HG.	LENGTH
RES050	1/2"	.94"	150 PSI	2.0"	.28 lbs.	29"	130'
RES075	3/4"	1.22"	150 PSI	2.5"	.47 lbs.	29"	130'
RES100	1"	1.46"	150 PSI	3.5"	.57 lbs.	29"	130'
RES150	1 1/2"	2.00"	150 PSI	6.0"	.88 lbs.	29"	130'
RES200	2"	2.52"	150 PSI	7.5"	1.13 lbs.	29"	130'
RES250	2 1/2"	3.17"	150 PSI	9.0"	1.87 lbs.	29"	130'
RES300	3"	3.70"	150 PSI	11.0"	2.24 lbs.	29"	130'

**TUBE** White, FDA, 3-A\*, EPDM  
**REINFORCEMENT** Two polyester spirals with dual wire helix  
**RECOMMENDED CLEANING** CIP, SIP, Autoclave

**COVER** Blue EPDM Synthetic Rubber  
**TEMP. RANGE** -40 to 300° F

**Note:** EPDM not recommended for use with petroleum based fluids

### RCR Crush Resistant



Consistent flow is maintained by this **crush resistant** hose whether kinked, twisted or run over. It's designed with a monofilament helix to spring back to its original shape. (Meets 3-A\* standards, USDA requirements and is FDA compliant). Excellent for **high traffic areas**, the RCR delivers generous flow rates for wine, beer and other sanitary liquid food stuffs. Bacteria resistant construction delivers taste and odor free flow.

MODEL	I.D.	O.D.	WORKING PRESSURE	MIN. BEND RADIUS	WEIGHT PER FT.	VAC. IN HG.	LENGTH
RCR150	1 1/2"	2.11"	250 PSI	4.0"	.98 lbs.	27"	100'
RCR200	2"	2.68"	250 PSI	7.0"	1.38 lbs.	27"	100'
RCR250	2 1/2"	3.21"	250 PSI	10.0"	1.78 lbs.	27"	100'
RCR300	3"	3.85"	250 PSI	12.0"	2.59 lbs.	27"	100'
RCR400	4"	4.85"	250 PSI	15.0"	3.44 lbs.	27"	100'

**TUBE** White, FDA, 3-A\*, Chlorobutyl  
**REINFORCEMENT** Spiral-plied synthetic fabric with monofilament helix  
**RECOMMENDED CLEANING** CIP, COP

**COVER** Orange EPDM w/white stripe  
**TEMP. RANGE** -30 to 225° F

### RCR-C Crush Resistant - Grounded



RCR-C is designed with the same rugged construction as our standard **crush resistant** hose. We've added a layer of protection for those applications where static discharge is a concern. (Meets 3-A\* standards, USDA requirements and is FDA compliant). This versatile hose has two multi-strand, copper wires to provide positive grounding and peace of mind.

MODEL	I.D.	O.D.	WORKING PRESSURE	MIN. BEND RADIUS	WEIGHT PER FT.	VAC. IN HG.	LENGTH
RCR-C150	1 1/2"	2.11"	250 PSI	4.0"	.98 lbs.	27"	100'
RCR-C200	2"	2.68"	250 PSI	7.0"	1.38 lbs.	27"	100'
<b>CALL FACTORY FOR 2-1/2" SIZE INFORMATION</b>							
RCR-C300	3"	3.85"	250 PSI	12.0"	2.59 lbs.	27"	100'

**TUBE** White, FDA, 3-A\*, Chlorobutyl  
**REINFORCEMENT** Spiral-plied synthetic fabric with monofilament helix & copper wire  
**RECOMMENDED CLEANING** CIP, COP

**COVER** Orange EPDM w/white stripe  
**TEMP. RANGE** -30 to 225° F


ALL R-Series hose products meet/comply: USDA Class III requirements, FDA CFR Title 21.1772600, 3-A 18-03

\*The 3-A 62-02, standard applies only to assemblies of 3/4" diameter and larger.

**WARNING** Working pressure ratings for all Flex-Rite™ brand hoses are based on 70° F (ambient temperature). Working pressure and vacuum ratings will decrease as temperatures increase. For "R" series applications that exceed 200° F contact manufacturer for suggestions.



### RSD Suction & Discharge GRAY



**Versatility** makes this hose our most popular choice for **product transfer** and **CIP** applications. (Meets 3-A\* standards, USDA requirements and is FDA compliant). Rated for full suction and discharge use up to 150 PSI. The specially compounded tube is engineered to handle high temperatures, will not impart taste or odor and is highly resistant to common CIP solutions. A dual wire helix makes the RSD **extremely flexible** and easy to handle.

MODEL	I.D.	O.D.	WORKING PRESSURE	MIN. BEND RADIUS	WEIGHT PER FT.	VAC. IN HG.	LENGTH
RSD050	1/2"	1.00"	150 PSI	2.0"	.32 lbs.	29"	100'
RSD075	3/4"	1.25"	150 PSI	2.0"	.57 lbs.	29"	100'
RSD100	1"	1.50"	150 PSI	3.0"	.91 lbs.	29"	100'
RSD150	1 1/2"	2.06"	150 PSI	4.0"	1.03 lbs.	29"	100'
RSD200	2"	2.57"	150 PSI	4.5"	1.32 lbs.	29"	100'
RSD250	2 1/2"	3.12"	150 PSI	5.5"	1.84 lbs.	29"	100'
RSD300	3"	3.74"	150 PSI	7.0"	2.55 lbs.	29"	100'
RSD400	4"	4.77"	150 PSI	10.0"	5.51 lbs.	29"	100'
RSD600	6"	6.75"	150 PSI	22.0"	5.42 lbs.	29"	100'

**TUBE** White, FDA, 3-A\*, Chlorobutyl

**REINFORCEMENT** Spiral-plied synthetic fabric with dual wire helix

**RECOMMENDED CLEANING** CIP, COP

**COVER** Gray, EPDM w/white stripe

**TEMP. RANGE** -40 to 225° F

**COLORS AVAILABLE** Consult Factory

### RSD Suction & Discharge BLUE



Product Description same as RSD Gray

MODEL	I.D.	O.D.	WORKING PRESSURE	MIN. BEND RADIUS	WEIGHT PER FT.	VAC. IN HG.	LENGTH
RSDB150	1 1/2"	2.06"	150 PSI	4.0"	1.03 lbs.	29"	100'
RSDB200	2"	2.57"	150 PSI	4.5"	1.32 lbs.	29"	100'
RSDB250	2 1/2"	3.12"	150 PSI	5.5"	1.84 lbs.	29"	100'
RSDB300	3"	3.74"	150 PSI	7.0"	2.55 lbs.	29"	100'

**TUBE** White, FDA, 3-A\*, Chlorobutyl

**REINFORCEMENT** Spiral-plied synthetic fabric with dual wire helix

**RECOMMENDED CLEANING** CIP, COP

**COVER** Blue, EPDM w/white stripe

**TEMP. RANGE** -40 to 225° F

**COLORS AVAILABLE** Consult Factory

### RSD Suction & Discharge RED



Product Description same as RSD Gray

MODEL	I.D.	O.D.	WORKING PRESSURE	MIN. BEND RADIUS	WEIGHT PER FT.	VAC. IN HG.	LENGTH
RSDR150	1 1/2"	2.06"	150 PSI	4.0"	1.03 lbs.	29"	100'
RSDR200	2"	2.57"	150 PSI	4.5"	1.32 lbs.	29"	100'
RSDR250	2 1/2"	3.12"	150 PSI	5.5"	1.84 lbs.	29"	100'
RSDR300	3"	3.74"	150 PSI	7.0"	2.55 lbs.	29"	100'

**TUBE** White, FDA, 3-A\*, Chlorobutyl

**REINFORCEMENT** Spiral-plied synthetic fabric with dual wire helix


**RECOMMENDED CLEANING** CIP, COP

**COVER** Red, EPDM w/white stripe

**TEMP. RANGE** -40 to 225° F

**COLORS AVAILABLE** Consult Factory

### RCT Comestible Transfer



Excellent choice for edible **oils**, and **personal care products** as well as most dairy applications. (Meets 3-A\* standards, USDA requirements and is FDA compliant). Rated for full transfer use up to 150 PSI, Nitrile hose is engineered to handle high temperatures and maintain product color, taste and aroma. A dual wire helix makes the RCT **extremely flexible** and easy to handle.

MODEL	I.D.	O.D.	WORKING PRESSURE	MIN. BEND RADIUS	WEIGHT PER FT.	VAC. IN HG.	LENGTH
RCT100	1"	1.50"	150 PSI	3.5"	.95 lbs.	29"	100'
RCT150	1 1/2"	2.13"	150 PSI	4.0"	1.10 lbs.	29"	100'
RCT200	2"	2.64"	150 PSI	4.5"	1.45 lbs.	29"	100'
RCT250	2 1/2"	3.19"	150 PSI	6.0"	1.90 lbs.	29"	100'
RCT300	3"	3.76"	150 PSI	7.0"	2.68 lbs.	29"	100'
RCT400	4"	4.77"	150 PSI	10.5"	3.54 lbs.	29"	100'

**TUBE** White, FDA, 3-A\*, Nitrile

**REINFORCEMENT** Spiral-plied synthetic fabric with dual wire helix

**RECOMMENDED CLEANING** CIP, COP

**COVER** White Nitrile w/white stripe

**TEMP. RANGE** -25 to 250° F

For quickest response, send ALL requests for quotes and purchase orders to:

[sales@acesanitary.com](mailto:sales@acesanitary.com)

ALL R-Series hose products meet/comply: USDA Class III requirements, FDA CFR Title 21.1772600, 3-A 18-03

\*The 3-A 62-02, standard applies only to assemblies of 3/4" diameter and larger.

**WARNING** Working pressure ratings for all Flex-Rite™ brand hoses are based on 70° F (ambient temperature). Working pressure and vacuum ratings will decrease as temperatures increase. For "R" series applications that exceed 200° F contact manufacturer for suggestions.



### RBT Beverage Transfer



A **heavy-duty** discharge hose with **suction capability** is ideal for the highly demanding service of transferring liquid products in breweries, wineries and dairies. (Meets 3-A\* standards, USDA requirements and is FDA compliant). **Bounce back design** resists damage from kinking or flattening in high traffic areas.

MODEL	I.D.	O.D.	WORKING PRESSURE	MIN. BEND RADIUS	WEIGHT PER FT.	VAC. IN HG.	LENGTH
RBT100	1"	1.69"	250 PSI	4.0"	.81 lbs.	20"	100'
RBT150	1 1/2"	2.23"	250 PSI	5.5"	1.20 lbs.	20"	100'
RBT200	2"	2.92"	250 PSI	6.5"	1.86 lbs.	20"	100'
RBT300	3"	4.09"	250 PSI	10.0"	3.57 lbs.	20"	100'

**TUBE** White, FDA, 3-A\*, Chlorobutyl

**REINFORCEMENT** Spiral-plied synthetic fabric 4 plies 1.5"- 6 plies 2" & over

**RECOMMENDED CLEANING** CIP, COP

**COVER** Purple EPDM w/white stripe

**TEMP. RANGE** -40 to 225° F

### RWD Washdown



Now Stocked in  
White • Blue  
Black • Yellow

This **premium** washdown hose is designed for **cleanup duties** in non-oily applications, dairies, creameries, breweries, food, beverage, meat and poultry processing plants. This premium quality hose is capable of handling hot water up to **300° F**. (Meets 3-A\* standards, USDA requirements and is FDA compliant). A chemically resistant hose, with a wrapped cover construction designed to provide excellent resistance to cuts and abrasion while providing handling stability.

MODEL	I.D.	O.D.	WORKING PRESSURE	MIN. BEND RADIUS	WEIGHT PER FT.	VAC. IN HG.	LENGTH
RWD075	3/4"	1.35"	300 PSI	-	.41 lbs.	-	200'
RWDB075	3/4"	1.35"	300 PSI	-	.41 lbs.	-	200'
RWDBK075	3/4"	1.35"	300 PSI	-	.41 lbs.	-	200'
RWDY075	3/4"	1.35"	300 PSI	-	.41 lbs.	-	200'

**TUBE** White, FDA, 3-A\*, EPDM

**REINFORCEMENT** Spiral-plied synthetic fabric 4 plies

**RECOMMENDED CLEANING** CIP, COP

**Note:** EPDM not recommended for use with petroleum based fluids

**COVER** White EPDM w/white stripe

Custom Colors Available

**TEMP. RANGE** -40 to 275° F

See page 14 for additional washdown options.

### RWS-L Wine & Spirits - Lite



**RWS-L** is a lightweight, extremely flexible hose. The exterior polymer blend with corrugations that are wide and smooth ensure **low friction** and ease of movement. This suction and discharge hose is designed for extra flex. **Wear resistance** is achieved by its "ARC" abrasion resistant cover. **RWS-L** delivers taste and odor free flow and easy clean up. (Meets 3-A\* standards, USDA requirements and is FDA compliant)

MODEL	I.D.	O.D.	WORKING PRESSURE	MIN. BEND RADIUS	WEIGHT PER FT.	VAC. IN HG.	LENGTH
RWS-L150	1 1/2"	1.93"	115 PSI	3.0"	.65 lbs.	27"	130'
RWS-L200	2"	2.44"	115 PSI	4.0"	.85 lbs.	27"	130'
RWS-L250	2 1/2"	2.97"	115 PSI	5.0"	1.15 lbs.	27"	130'
RWS-L300	3"	3.46"	115 PSI	6.0"	1.37 lbs.	27"	130'

**TUBE** White, FDA, 3-A\*, Chlorobutyl

**REINFORCEMENT** High strength synthetic cord with steel wire helix

**RECOMMENDED CLEANING** CIP, COP

**COVER** Gray Thermoplastic w/white stripe

**TEMP. RANGE** -40 to 250° F

### RWS Wine & Spirits



Exterior polymer blend with wide/smooth corrugations ensures **low friction** and ease of movement. This suction & discharge hose is designed for extra flex and **wear resistance**. (Meets 3-A\* standards, USDA requirements and is FDA compliant). Delivers taste and odor free flow and easy clean up.

MODEL	I.D.	O.D.	WORKING PRESSURE	MIN. BEND RADIUS	WEIGHT PER FT.	VAC. IN HG.	LENGTH
RWS150	1 1/2"	2.09"	150 PSI	4.0"	1.00 lbs.	29"	130'
RWS200	2"	2.69"	150 PSI	5.0"	1.39 lbs.	29"	130'
RWS250	2 1/2"	3.13"	150 PSI	6.5"	1.68 lbs.	29"	130'
RWS300	3"	3.64"	150 PSI	7.5"	2.11 lbs.	29"	130'
RWS400	4"	4.77"	150 PSI	9.0"	3.15 lbs.	29"	130'

**TUBE** White, FDA, 3-A\*, Chlorobutyl

**REINFORCEMENT** High strength synthetic cord with steel wire helix

**RECOMMENDED CLEANING** CIP, COP

**COVER** Red Thermoplastic w/white stripe

**TEMP. RANGE** -40 to 250° F

ALL R-Series hose products meet/comply: USDA Class III requirements, FDA CFR Title 21.1772600, 3-A 18-03

\*The 3-A 62-02, standard applies only to assemblies of 3/4" diameter and larger.

**WARNING** Working pressure ratings for all Flex-Rite™ brand hoses are based on 70° F (ambient temperature). Working pressure and vacuum ratings will decrease as temperatures increase. For "R" series applications that exceed 200° F contact manufacturer for suggestions.

These FDA grade hoses are not suitable for 3-A applications

### FRH Raised Helix



This hose is an excellent choice for receiving bays. Its exterior corrugations provide for tight bending and easy handling. Designed for adverse conditions or cleanup as water will not pool with use of the FRH. Versatile and flexible, this hose is ideal for suction and discharge use up to 150 PSI while not imparting taste or odor.

MODEL	I.D.	O.D.	WORKING PRESSURE	MIN. BEND RADIUS	WEIGHT PER FT.	VAC. IN HG.	LENGTH
FRH200	2"	2.59"	150 PSI	-	1.23 lbs.	29"	100'
FRH300	3"	3.58"	150 PSI	-	1.76 lbs.	29"	100'

**TUBE** White, FDA, 3-A\*, Chlorobutyl  
**REINFORCEMENT** 2 ply synthetic fabric  
**RECOMMENDED CLEANING** CIP, COP

**COVER** Gray, w/orange PVC Helix  
**TEMP. RANGE** -25 to 180° F

### FDF Dry Food Transfer




This suction and discharge hose, with its anti-static tube and conductive cover is excellent for wet or dry abrasive materials, like sugar or powdered milk. It's designed to be extremely flexible and suited for extreme environments.

MODEL	I.D.	O.D.	WORKING PRESSURE	MIN. BEND RADIUS	WEIGHT PER FT.	VAC. IN HG.	LENGTH
FDF200	2"	2.64"	150 PSI	12.0"	1.89 lbs.	27"	130'
FDF300	3"	3.66"	150 PSI	18.0"	3.15 lbs.	27"	130'
FDF400	4"	4.72"	150 PSI	24.0"	4.52 lbs.	27"	130'

**TUBE** White, FDA, Anti-Static, NBR  
**REINFORCEMENT** Spiral ply cords w/2 steel helix wires and static wire  
**RECOMMENDED CLEANING** CIP, COP

**COVER** Green w/conductive black stripe  
**TEMP. RANGE** -15 to 180° F

### FPE UHMW-PE S&D



An economical alternative for fluoropolymer lined hose. With a low friction cover it's a significant addition to our chemical hose line. It handles the majority of common industrial chemicals in pressure, gravity and suction applications. FPE is crush and kink resistant and durable for challenging applications.

MODEL	I.D.	O.D.	WORKING PRESSURE	MIN. BEND RADIUS	WEIGHT PER FT.	VAC. IN HG.	LENGTH
FPE075	3/4"	1.22"	150 PSI	3.15"	.46 lbs.	28"	130'
FPE100	1"	1.46"	150 PSI	3.94"	.54 lbs.	28"	130'
FPE150	1 1/2"	2.00"	150 PSI	5.92"	.76 lbs.	28"	130'
FPE200	2"	2.52"	150 PSI	7.87"	1.21 lbs.	28"	130'

**TUBE** UPE, USP Class II & FDA Criteria  
**REINFORCEMENT** Spiral-ply synthetic fiber, steel & copper wire helix  
**RECOMMENDED CLEANING** CIP, COP

**COVER** Green Thermoplastic w/white stripe  
**TEMP. RANGE** -31 to 212° F

### FGS Deep Corrugations



Designed to handle a wide variety of liquid products, including oily edibles. The white nitrile tube will not impart taste or odor to the liquids be transferred. This hose is rated for vacuum as well as a constant 150 psi working pressure on all sizes. The distinct, deep corrugations permit a tighter bend radius.

MODEL	I.D.	O.D.	WORKING PRESSURE	MIN. BEND RADIUS	WEIGHT PER FT.	VAC. IN HG.	LENGTH
FGS150	1 1/2"	2.19"	150 PSI	3.0"	1.20 lbs.	28"	100'
FGS200	2"	2.69"	150 PSI	4.0"	1.60 lbs.	28"	100'
FGS250	2 1/2"	3.22"	150 PSI	5.0"	2.00 lbs.	28"	100'
FGS300	3"	3.72"	150 PSI	6.0"	2.30 lbs.	28"	100'
FGS400	4"	4.80"	150 PSI	8.0"	3.40 lbs.	28"	100'

**TUBE** White, FDA, Nitrile  
**REINFORCEMENT** 2 Spiral ply synthetic fabric w/double helix wire  
**RECOMMENDED CLEANING** CIP, COP

**COVER** Gray w/white stripe  
**TEMP. RANGE** -30 to 200° F

Visit [acesanitary.com](http://acesanitary.com) for new additions and most up-to-date product information



### TSC Silicone Covered Smooth Bore



This silicone covered, PTFE lined tube (tube: smooth bore with exterior convolutions) provides extreme flexibility. Exceptional for High Purity use in Pharmaceutical, Biotech and Foodstuffs industries. This hose will not impart taste or odor to products being transferred and provides cleaning ease both inside and out. TSC is excellent for use in hot oil or low velocity steam transfer applications.

### TSC-C Carbon Filled - Anti-Static



While similar to the TSC, the TSC-C has a carbon filled tube for safety purposes. This hose is recommended for steam applications or volatile media transfer where static build up is a concern.

### TSB Braided Smooth Bore



Excellent for fixed applications where minimal Abuse, handling or flexing exist. Available for "flared through" applications.

HOSE COVER OPTIONS AVAILABLE

### TCB Steel Braided Convuluted



Kink resistant hose that is easy to flex and has a tighter bend radii than smooth bore. Open-pitched, seamless, helical convolutions provide for easy cleaning and transport of pharmaceuticals, chemical, food and beverages.

HOSE COVER OPTIONS AVAILABLE

### TCP Poly Braided Convuluted



Better abrasion resistance than metal braids, easy to flex and has a tighter bend radii than smooth bore. Kink resistant with open-pitched, seamless, helical convolutions that provide for easy cleaning and transport of pharmaceuticals, chemicals, food and beverages.

All "T-Series" hose meet **USP Class VI & FDA Criteria** - ALL liners are **extra thick** to provide better flex life and less permeation. **Anti-static** tube option available.

MODEL	I.D.	O.D.	WORKING PRESSURE	MIN. BEND RADIUS	WEIGHT PER FT.	VAC. IN HG.	LENGTH
TSC025	1/4"	.46"	1100 PSI	.07"	.12 lbs.	29"	50'
TSC037	3/8"	.61"	1000 PSI	1.0"	.14 lbs.	29"	50'
TSC050	1/2"	.84"	870 PSI	1.5"	.25 lbs.	29"	50'
TSC075	3/4"	1.12"	650 PSI	2.5"	.42 lbs.	29"	50'
TSC100	1"	1.45"	580 PSI	4.0"	.57 lbs.	29"	50'
TSC150	1 1/2"	2.03"	430 PSI	6.7"	1.14 lbs.	29"	50'
TSC200	2"	2.56"	400 PSI	8.2"	1.58 lbs.	29"	50'
TSC250	2 1/2"	3.17"	290 PSI	11.8"	2.41 lbs.	29"	50'
TSC300	3"	3.65"	220 PSI	13.8"	2.96 lbs.	29"	50'

**TUBE** PTFE unpigmented, 3-A\*, USP Class VI & FDA Criteria

**REINFORCEMENT** 316L Stainless Steel

**RECOMMENDED CLEANING** CIP, SIP, Autoclave

**COVER** White, Platinum Cured Silicone

**TEMP. RANGE** -100 to 400°F

**MOLDED SML** Molded Labels pg 23

MODEL	I.D.	O.D.	WORKING PRESSURE	MIN. BEND RADIUS	WEIGHT PER FT.	VAC. IN HG.	LENGTH
TSC-C025	1/4"	.46"	1100 PSI	.07"	.12 lbs.	29"	50'
TSC-C037	3/8"	.61"	1000 PSI	1.0"	.14 lbs.	29"	50'
TSC-C050	1/2"	.84"	870 PSI	1.5"	.25 lbs.	29"	50'
TSC-C075	3/4"	1.12"	650 PSI	2.5"	.42 lbs.	29"	50'
TSC-C100	1"	1.45"	580 PSI	4.0"	.57 lbs.	29"	50'
TSC-C150	1 1/2"	2.03"	430 PSI	6.7"	1.14 lbs.	29"	50'
TSC-C200	2"	2.56"	400 PSI	8.2"	1.58 lbs.	29"	50'
TSC-C250	2 1/2"	3.17"	290 PSI	11.8"	2.41 lbs.	29"	50'
TSC-C300	3"	3.65"	220 PSI	13.8"	2.96 lbs.	29"	50'

**TUBE** PTFE (Carbon Filled), Anti-Static, 3-A\*, USP Class VI & FDA Criteria

**REINFORCEMENT** 316L Stainless Steel

**RECOMMENDED CLEANING** CIP, SIP, Autoclave

**COVER** White, Platinum Cured Silicone

**TEMP. RANGE** -100 to 400°F

**MOLDED SML** Molded Labels pg 23

MODEL	I.D.	O.D.	WORKING PRESSURE	MIN. BEND RADIUS	WEIGHT PER FT.	VAC. IN HG.	LENGTH
TSB025	1/4"	.41"	3000 PSI	1.7"	.16 lbs.	30"	50'
TSB037	3/8"	.53"	2500 PSI	2.0"	.16 lbs.	30"	50'
TSB050	1/2"	.63"	1425 PSI	6.5"	.16 lbs.	30"	50'
TSB075	3/4"	.86"	1000 PSI	8.2"	.20 lbs.	30"	50'
TSB100	1"	1.19"	1000 PSI	12.0"	.53 lbs.	30"	50'

**TUBE** PTFE unpigmented, USP Class VI & FDA Criteria

**REINFORCEMENT** 1" double braided

**RECOMMENDED CLEANING** CIP, SIP, Autoclave

**COVER** Stainless Steel braid

**TEMP. RANGE** -20 to 425°F

MODEL	I.D.	O.D.	WORKING PRESSURE	MIN. BEND RADIUS	WEIGHT PER FT.	VAC. IN HG.	LENGTH
TCB050	1/2"	.75"	1425 PSI	2.0"	.19 lbs.	29"	50'
TCB075	3/4"	1.05"	1300 PSI	2.7"	.29 lbs.	29"	50'
TCB100	1"	1.35"	1100 PSI	4.0"	.51 lbs.	29"	50'
TCB150	1 1/2"	2.03"	700 PSI	6.0"	.81 lbs.	29"	50'
TCB200	2"	2.46"	525 PSI	7.5"	1.00 lbs.	29"	50'
TCB300	3"	3.70"	350 PSI	14.0"	-	29"	50'
TCB400	4"	5.00"	275 PSI	16.0"	-	29"	50'

**TUBE** PTFE unpigmented, USP Class VI & FDA Criteria

**RECOMMENDED CLEANING** CIP, SIP, Autoclave

**COVER** Stainless Steel braid

**TEMP. RANGE** -20 to 425°F

MODEL	I.D.	O.D.	WORKING PRESSURE	MIN. BEND RADIUS	WEIGHT PER FT.	VAC. IN HG.	LENGTH
TCP050	1/2"	.86"	475 PSI	2.0"	.12 lbs.	29"	50'
TCP075	3/4"	1.16"	425 PSI	2.7"	.18 lbs.	29"	50'
TCP100	1"	1.44"	375 PSI	4.0"	.26 lbs.	29"	50'
TCP150	1 1/2"	2.16"	325 PSI	6.0"	.47 lbs.	29"	50'
TCP200	2"	2.56"	275 PSI	7.5"	.54 lbs.	29"	50'
TCP300	3"	3.92"	225 PSI	14.0"	-	29"	50'
TCP400	4"	5.22"	100 PSI	16.0"	-	29"	50'

**TUBE** PTFE unpigmented, USP Class VI & FDA Criteria

**RECOMMENDED CLEANING** CIP, SIP, Autoclave

**COVER** Blue polypropylene

**TEMP. RANGE** -20 to 250°F

**WARNING** Working pressure ratings for all Flex-Rite™ brand hoses are based on 70°F (ambient temperature). Working pressure and vacuum ratings will decrease as temperatures increase. For "T" series applications that exceed 250°F contact manufacturer for suggestions.



### TSP CO-X PTFE



TSP is a suction and discharge hose lined with co-extruded PTFE and has a smooth silicone cover (easily cleaned). This batch hose is produced without the use of adhesives and is phthalate free. Co-extrusion allows your product to flow through a natural, non-pigmented PTFE surface. TSP's excellent chemical and mechanical properties are designed for use in the food, cosmetic, chemical and pharmaceutical industries.

MODEL	I.D.	O.D.	WORKING PRESSURE	MIN. BEND RADIUS	WEIGHT PER FT.	VAC. IN HG.	LENGTH
TSP050	1/2"	.94"	200 PSI	2.0"	.31 lbs.	28"	32'
TSP075	3/4"	1.18"	180 PSI	3.0"	.41 lbs.	28"	32'
TSP100	1"	1.42"	180 PSI	3.5"	.51 lbs.	28"	32'
TSP150	1 1/2"	1.97"	150 PSI	5.5"	.84 lbs.	28"	32'
TSP200	2"	2.44"	105 PSI	7.0"	1.07 lbs.	28"	32'
TSP250	2 1/2"	3.13"	90 PSI	12.5"	1.80 lbs.	28"	32'
TSP300	3"	3.58"	75 PSI	15.0"	2.17 lbs.	28"	32'

**TUBE** PTFE, 3-A\*, USP Class VI, REACH & FDA Criteria

**REINFORCEMENT** Spiral-plied synthetic fabric w/Stainless Steel wire, helix

**RECOMMENDED CLEANING** CIP, SIP, Autoclave

**COVER** FDA, White, Smooth Silicone

**TEMP. RANGE** -40 to 300° F

**MOLDED SML** Molded Labels pg 23

**1 1/4" & 4" Available Upon request - Consult Factory**

### TRS EPDM Rubber Covered Smooth Bore



A steel wire is helically wound through the wall which provides crush, kink and vacuum resistance. Ideal where external abrasion resistance is required.

MODEL	I.D.	O.D.	WORKING PRESSURE	MIN. BEND RADIUS	WEIGHT PER FT.	VAC. IN HG.	LENGTH
TRS050	1/2"	.97"	300 PSI	1.5"	.32 lbs.	29"	60'
TRS075	3/4"	1.27"	300 PSI	3.0"	.48 lbs.	29"	60'
TRS100	1"	1.48"	300 PSI	3.5"	.57 lbs.	29"	60'
TRS150	1 1/2"	2.04"	300 PSI	4.5"	.89 lbs.	29"	60'
TRS200	2"	2.54"	300 PSI	7.0"	1.22 lbs.	29"	60'
TRS250	2 1/2"	3.07"	300 PSI	10.0"	1.64 lbs.	29"	60'
TRS300	3"	3.82"	200 PSI	14.0"	2.68 lbs.	29"	60'
TRS400	4"	4.84"	150 PSI	18.0"	3.98 lbs.	29"	60'

**TUBE** FEP, 3-A\*, USP Class VI & FDA Criteria

**REINFORCEMENT** Steel wire, helically wound

**RECOMMENDED CLEANING** CIP, SIP - Steam shouldn't exceed 25 psi/250°

**COVER** Green EPDM w/white stripe

**TEMP. RANGE** -20 to 300° F

**3-A LISTED** 3/4" I.D. and over

### TVF VuFlo® Indicator



VuFlo® flow indicator allows quick verification of product volume and transfer through your system. Chemically resistant and designed to produce excellent performance in Dairy, Food & Beverage, Cosmetics, Pharmaceutical and Biotech applications. (Meets 3-A\*, USDA, FDA and USP Class VI standards).

MODEL	I.D.	O.D.	WORKING PRESSURE	MIN. BEND RADIUS	WEIGHT PER FT.	VAC. IN HG.	LENGTH
TVF050	1/2"	.72"	200 PSI	RIGID	.18 lbs.	27"	12'
TVF075	3/4"	1.02"	175 PSI	RIGID	.33 lbs.	27"	12'
TVF100	1"	1.27"	125 PSI	RIGID	.43 lbs.	27"	12'
TVF150	1 1/2"	1.82"	105 PSI	RIGID	.74 lbs.	27"	12'
TVF200	2"	2.27"	75 PSI	RIGID	.80 lbs.	27"	12'
TVF250	2 1/2"	2.80"	50 PSI	RIGID	.88 lbs.	27"	12'
TVF300	3"	3.31"	45 PSI	RIGID	.99 lbs.	27"	12'

**TUBE** CLASS VI, FEP

**RECOMMENDED CLEANING** CIP, COP, SIP

**TEMP. RANGE** -80 to 450° F

**4" Available Upon request - Consult Factory**

- PFA Lined Hose & Fittings Coming Soon -



Visit [acesanitary.com](http://acesanitary.com) for new additions and most up-to-date product information

T-Series Products meet/comply: USP Class VI, FDA CFR Title 21 177.2600, 3-A 20-23

\*The 3-A 62-02, standard applies only to assemblies of 3/4" diameter and larger.

**WARNING** Working pressure ratings for all Flex-Rite™ brand hoses are based on 70° F (ambient temperature). Working pressure and vacuum ratings will decrease as temperatures increase. For \*T series applications that exceed 250° F contact manufacturer for suggestions.

All "S-Series" products meet or exceed **USP Class VI & FDA Criteria**  
Manufactured from high purity, platinum cured resin and fully  
traceable. Extractable & Leachable documentation available upon request.

### SXW X-tremely Flexible, Wire Reinforced



**SXW** with low force-to-bend characteristics is an **X-tremely flexible** suction and delivery hose. Our phthalates free tubes are ideal for pharmaceutical, cosmetic and food products transfer. (Meets 3A\*, USDA, FDA and USP Class VI standards).

This **High Purity Silicone** hose is manufactured to the longest length in the industry (130 feet).

Striking a balance between flexibility and strength, **SXW** is reinforced with 316L stainless steel wire.

MODEL	I.D.	O.D.	WORKING PRESSURE	MIN. BEND RADIUS	WEIGHT PER FT.	VAC. IN HG.	LENGTH
SXW050	1/2"	.94"	150 PSI	1.5"	0.31 lbs.	28"	130'
SXW075	3/4"	1.18"	150 PSI	2.0"	0.40 lbs.	28"	130'
SXW100	1"	1.42"	150 PSI	2.5"	0.49 lbs.	28"	130'
SXW125	1 1/4"	1.69"	137 PSI	3.5"	0.65 lbs.	28"	130'
SXW150	1 1/2"	2.00"	125 PSI	4.5"	0.81 lbs.	28"	130'
SXW200	2"	2.52"	110 PSI	5.5"	1.05 lbs.	28"	130'
SXW250	2 1/2"	3.09"	85 PSI	7.0"	1.55 lbs.	28"	130'
SXW300	3"	3.58"	70 PSI	9.0"	1.82 lbs.	28"	130'
SXW400	4"	4.61"	50 PSI	14.5"	2.38 lbs.	28"	130'

**TUBE** FDA, 3-A\*, USP Class VI silicone - Platinum cured  
**REINFORCEMENT** 4 ply polyester fabric w/316L stainless steel wire helix  
**RECOMMENDED CLEANING** CIP, SIP, Autoclave

**COVER** White translucent (colors available)  
**TEMP. RANGE** -100 to 395°F

### SXD Fabric Reinforced Discharge



**SXD** like the **SXW**, is extremely easy to handle. Reinforced with four fabric layers ensures a balance between strength and lightness. Specially designed for **bulk transfer**, high-pressure, and light vacuum process applications. (Meets 3A\*, USDA, FDA and USP Class VI standards). Short lengths are ideal for proportioning and load cells.

MODEL	I.D.	O.D.	WORKING PRESSURE	MIN. BEND RADIUS	WEIGHT PER FT.	VAC. IN HG.	LENGTH
SXD050	1/2"	1.00"	150 PSI	8.0"	0.27 lbs.	26"	130'
SXD075	3/4"	1.22"	150 PSI	10.0"	0.37 lbs.	22"	130'
SXD100	1"	1.46"	125 PSI	12.0"	0.46 lbs.	18"	130'
SXD150	1 1/2"	1.97"	85 PSI	-	0.64 lbs.	12"	130'
SXD200	2"	2.48"	70 PSI	-	0.83 lbs.	8"	130'
SXD250	2 1/2"	3.01"	60 PSI	-	1.13 lbs.	6"	130'
SXD300	3"	3.50"	45 PSI	-	1.33 lbs.	4"	130'

**TUBE** FDA, 3-A\*, USP Class VI silicone - Platinum cured  
**REINFORCEMENT** 4 ply polyester fabric  
**RECOMMENDED CLEANING** CIP, SIP, Autoclave

**COVER** White translucent (colors available)  
**TEMP. RANGE** -100 to 395°F

### SSD Single Braid Discharge



A polyester braid reinforced silicone hose, processed with pharmaceutical grade elastomer, designed for mid-range pressures. Manufactured using reinforced polyester braid. Resists weathering and temperature extremes. (Meets 3A\*, USDA, FDA and USP Class VI standards).

MODEL	I.D.	O.D.	WORKING PRESSURE	MIN. BEND RADIUS	WEIGHT PER FT.	VAC. IN HG.	LENGTH
SSD025	1/4"	.52"	140 PSI	1.0"	0.09 lbs.	-	50'
SSD037	3/8"	.66"	135 PSI	1.5"	0.13 lbs.	-	50'
SSD050	1/2"	.80"	100 PSI	3.0"	0.18 lbs.	-	50'
SSD062	5/8"	.97"	100 PSI	3.5"	0.22 lbs.	-	50'
SSD075	3/4"	1.10"	90 PSI	4.0"	0.26 lbs.	-	50'
SSD100	1"	1.36"	60 PSI	6.0"	0.31 lbs.	-	50'

**TUBE** FDA, 3-A\*, USP Class VI silicone - Platinum cured  
**REINFORCEMENT** Single ply polyester braid  
**RECOMMENDED CLEANING** CIP, SIP, Autoclave

**COVER** White translucent  
**TEMP. RANGE** -100 to 395°F

For quickest response,  
send ALL request for quotes  
and purchase orders to:  
**sales@acesanitary.com**

ALL S-Series Products meet/comply: USP VI, USDA Class III requirements, FDA CFR Title 21 177.2600, 3-A 18-03

\*The 3-A 62-02, standard applies only to assemblies of 3/4" diameter and larger.

**WARNING:** Working pressure ratings for all Flex-Rite™ Products are based on 70°F (ambient temperature). Working pressure and vacuum ratings will decrease as temperatures increase. For "S" series applications that exceed 250°F contact manufacturer for suggestions.



### SDB Double Braided Discharge



This high-pressure, silicone, double braided, non-metallic hose can be autoclaved, irradiated or sterilized by ethylene oxide gas. (Meets 3A\*, USDA, FDA and USP Class VI standards). Designed to resist weathering and temperature extremes.


**INVENTORY CLOSEOUT**  
Call Factory for Available Quantities

MODEL	I.D.	O.D.	WORKING PRESSURE	MIN. BEND RADIUS	WEIGHT PER FT.	VAC. IN HG.	LENGTH
SDB050	1/2"	.94"	150 PSI	6.0"	0.27 lbs.	-	50'
SDB075	3/4"	1.25"	150 PSI	7.5"	0.44 lbs.	-	50'
SDB100	1"	1.47"	125 PSI	8.0"	0.47 lbs.	-	50'

**TUBE** FDA, 3-A\*, USP Class VI silicone - Platinum cured  
**REINFORCEMENT** 4 ply polyester fabric  
**RECOMMENDED CLEANING** CIP, SIP, Autoclave

**COVER** Solid white  
**TEMP. RANGE** -100 to 395° F

### SHF/SMW Wire Reinforced



A **highly flexible** hose that is especially easy to handle. A silicone hose reinforced with stainless steel wire. Designed for bulk transfer, high pressure, and vacuum process applications. (Meets 3A\*, USDA, FDA and USP Class VI standards). Manufactured in a clean room environment and contains medical-grade platinum-cured silicone throughout. Ideal for proportioning and load cells.

**INVENTORY CLOSEOUT**  
Call Factory for Available Quantities

MODEL	I.D.	O.D.	WORKING PRESSURE	MIN. BEND RADIUS	WEIGHT PER FT.	VAC. IN HG.	LENGTH
SHF/SMW050	1/2"	.94"	200 PSI	2.0"	0.30 lbs.	29"	24'
SHF/SMW075	3/4"	1.18"	200 PSI	2.5"	0.40 lbs.	29"	24'
SHF/SMW100	1"	1.46"	175 PSI	3.5"	0.53 lbs.	29"	24'
SHF/SMW150	1 1/2"	1.93"	175 PSI	5.5"	0.67 lbs.	29"	24'
SHF/SMW200	2"	2.44"	150 PSI	6.5"	0.88 lbs.	29"	24'

Call factory for sizes above 2 inches.

**TUBE** FDA, 3-A\*, USP Class VI silicone - Platinum cured  
**REINFORCEMENT** 4 ply polyester fabric stainless steel wire  
**RECOMMENDED CLEANING** CIP, SIP, Autoclave

**COVER** White translucent  
**TEMP. RANGE** -100 to 395° F

### SMD Multi-ply Discharge



A 4-ply, fabric reinforced hose designed for higher pressure applications. the inner diameter is a continuous extruded bore to ensure maximum smoothness and purity. (Meets 3A\*, USDA, FDA and USP Class VI standards).

**INVENTORY CLOSEOUT**  
Call Factory for Available Quantities

MODEL	I.D.	O.D.	WORKING PRESSURE	MIN. BEND RADIUS	WEIGHT PER FT.	VAC. IN HG.	LENGTH
SMD050	1/2"	.88"	150 PSI	3.0"	0.21 lbs.	27"	24'
SMD075	3/4"	1.13"	150 PSI	4.0"	0.28 lbs.	24"	24'
SMD100	1"	1.38"	150 PSI	7.0"	0.38 lbs.	20"	24'
SMD150	1 1/2"	1.88"	100 PSI	12.0"	0.47 lbs.	17"	24'
SMD200	2"	2.38"	100 PSI	30.0"	0.60 lbs.	14"	24'

**TUBE** FDA, 3-A\*, USP Class VI silicone - Platinum cured  
**REINFORCEMENT** 4 ply polyester fabric  
**RECOMMENDED CLEANING** CIP, SIP, Autoclave

**COVER** White translucent  
**TEMP. RANGE** -100 to 395° F

### SCT Non-reinforced Tubing (see page 12)

### Traceability Solution...

for Silicone or Silicone covered hoses.

- Permanently Attached, No Product Contact
- Completely Sealed, Easy to Read Text
- Autoclavable, CIP & SIP Compatible
- Label Contains Custom Information as Needed
- Quick Turn-around with Customized Text Available

### SML Molded Labels



ADDITIONAL COLOR/FONT COMBINATIONS AVAILABLE

CLEAR BLACK BLUE GREEN RED YELLOW PINK ORANGE

ALL S-Series Products meet/comply: USP VI, USDA Class III requirements, FDA CFR Title 21 177.2600, 3-A 18-03

\*The 3-A 62-02, standard applies only to assemblies of 3/4" diameter and larger.

**WARNING:** Working pressure ratings for all Flex-Rite™ Products are based on 70° F (ambient temperature). Working pressure and vacuum ratings will decrease as temperatures increase. For "S" series applications that exceed 250°F contact manufacturer for suggestions.

Most popular sizes shown, complete list available online



**APT**  
Pump Tubing

APT is ideal for pharmaceutical, biological, food and beverage applications and provides superior performance in peristaltic pumps. Extruded from virgin, medical grade TPR to precise dimensional tolerances and provides an excellent alternative to silicone tubing. APT is lot & batch traceable and can handle multiple autoclave cycles.

TUBE: 3-A\* Class VI, FDA TPR RECOMMENDED CLEANING: Ethylene Oxide, Autoclave, Gamma TEMP. RANGE: -40 to +275° F

MODEL	I.D.	O.D.	WALL	LENGTH
APT187X375	3/16"	3/8"	3/32"	50'
APT250X500	1/4"	1/2"	1/8"	50'
APT375X625	3/8"	5/8"	1/8"	50'
APT500X750	1/2"	3/4"	1/8"	50'
APT750X1125	3/4"	1-1/8"	3/16"	50'



**AST**  
Sealable Tubing

AST is also **WELDABLE**, designed and formulated to meet the critical demands of the medical, pharmaceutical, research, biotech and diagnostics industries. Our unique production method keeps the tubing round after autoclaving to insure better flow control in pumps and ease of welding.

TUBE: 3-A\* Class VI, FDA TPE RECOMMENDED CLEANING: Ethylene Oxide, Gamma, Autoclave 275° F max. TEMP. RANGE: -100 to +250° F

MODEL	I.D.	O.D.	WALL	LENGTH
AST187X375	3/16"	3/8"	3/32"	50/100'
AST250X500	1/4"	1/2"	1/8"	50/100'
AST375X625	3/8"	5/8"	1/16"	50/100'
AST500X750	1/2"	3/4"	1/8"	50/100'
AST750X1000	3/4"	1"	1/8"	50/100'



**SCT**  
Non-reinforced Tubing

SCT is a low-volatile grade, platinum-cured silicone tubing. Produced in an ISO Class 7 Clean Room specifically for use in critical biotech, pharmaceutical, cosmetic, biomedical and food applications. Works well as peristaltic pump tubing.

TUBE: Translucent Silicone, RoHS, 3-A\* CLASS VI - Platinum Cured RECOMMENDED CLEANING: ETO, SIP, Autoclave, Gamma TEMP. RANGE: -90 to +430° F

MODEL	I.D.	O.D.	WALL	LENGTH
SCT187X375	3/16"	3/8"	3/32"	25/50/100'
SCT250X500	1/4"	1/2"	1/8"	25/50/100'
SCT375X625	3/8"	5/8"	1/8"	25/50/100'
SCT500X750	1/2"	3/4"	3/4"	25/50/100'
SCT750X1000	3/4"	1"	1/8"	25/50/100'



**APF**  
Phthalate Free

APF is a **Phthalate (DEHP) FREE** vinyl tubing. Designed to be softer for use with laboratory equipment and vacuum lines. It also addresses the concerns of REACH compliance and meets USP Class VI testing.

TUBE: 3-A\* Class VI, FDA PVC RECOMMENDED CLEANING: Ethylene Oxide TEMP. RANGE: 25 to +150° F

MODEL	I.D.	O.D.	WALL	LENGTH
APF250X500	1/4"	1/2"	1/8"	100'
APF375X500	3/8"	1/2"	1/16"	50/100'
APF500X750	1/2"	3/4"	1/8"	50/100'
APF625X1375	5/8"	1-3/8"	3/8"	50/100'
APF750X1000	3/4"	1"	1/8"	50/100'



**ACT**  
Co-extruded Tubing

ACT combines the outstanding characteristics of a chemically inert, USP Class VI certified clear liner of low density polyethylene (LDPE) with a high purity ethylene vinyl acetate (EVA) cover to produce flexible transparent tubing with very good burst strength.

TUBE: Translucent LDPE, RoHS, REACH, 3-A\* CLASS VI COVER: Translucent EVA RECOMMENDED CLEANING: ETO TEMP. RANGE: -60 to +150° F

MODEL	I.D.	O.D.	WALL	LENGTH
ACT250X375	1/4"	3/8"	1/16"	50'
ACT375X500	3/8"	1/2"	1/16"	50'
ACT500X625	1/2"	5/8"	1/16"	50'
ACT500X750	1/2"	3/4"	1/8"	50'
ACT750X1000	3/4"	1"	1/8"	50'

\*The 3-A 62-02, standard applies only to assemblies of 3/4" diameter and larger.



### PCT Clear Non-reinforced Tubing



FDA PVC transparent tubing is a clear extrusion that is compliant with 3A<sup>1</sup>, USDA<sup>2</sup>, USP<sup>3</sup>, Class VI, FDA<sup>4</sup>, NSF<sup>5</sup> standards.

### PBT Braid Reinforced Tubing



Flexible clear tubing with multiple polyester braids gives dependable reinforcement for all suitable applications and is compliant with 3A<sup>1</sup>, USDA<sup>2</sup>, USP<sup>3</sup>, Class VI, FDA<sup>4</sup>, NSF<sup>5</sup> & RoHS<sup>6</sup> standards.

### PWT Wire Reinforced Tubing



A heavy-duty hose with steel wire helix rod reinforcement, suitable for milk handling and food processing. It is compliant with 3A<sup>1</sup>, USDA<sup>2</sup>, USP<sup>3</sup>, Class VI, FDA<sup>4</sup>, NSF<sup>5</sup> & RoHS<sup>6</sup> standards and provides high suction even in higher temperatures.

### PBW Suction/Transfer Hose



PBW combines polyester braids with steel wire of the PBT & PWT hoses to provide the benefits of both. It's compliant with 3A<sup>1</sup>, USDA<sup>2</sup>, USP<sup>3</sup>, Class VI, FDA<sup>4</sup> & NSF<sup>5</sup> standards.

### PHH Suction/Transport Hose



A clear hose, reinforced with white helix rod is compliant with 3A<sup>1</sup>, USDA<sup>2</sup> and FDA<sup>4</sup> standards. It provides **extreme low temperature** flexibility, ideal for use in milk hauling.

### PHC Suction/Transfer Hose



A clear hose, reinforced with clear helix rod is compliant with 3A<sup>1</sup>, USDA<sup>2</sup> and FDA<sup>4</sup> standards. Suited for in-plant environments, its low temperature flexibility is perfect for all liquid dairy or dry product transfers.

**Note: PHH & PHC available with reusable fittings only**

\*The 3-A 62-02, standard applies only to assemblies of 3/4" diameter and larger.

**WARNING:** Working pressure ratings for all Flex-Rite™ Products are based on 70° F (ambient temperature). Working pressure and vacuum ratings will decrease as temperatures increase. For "P" series applications that exceed 100°F contact manufacturer for suggestions

### P-Series hoses are Phthalate (DEHP) FREE

MODEL	I.D.	O.D.	WORKING PRESSURE	MIN. BEND RADIUS	WEIGHT PER FT.	VAC. IN HG.	LENGTH
PCT050*	1/2"	.75"	45 PSI	-	.13 lbs.	-	100'
PCT075	3/4"	1.12"	40 PSI	-	.30 lbs.	-	100'
PCT100	1"	1.37"	35 PSI	-	.38 lbs.	-	100'
PCT150	1 1/2"	1.87"	35 PSI	-	.54 lbs.	-	50'
PCT200	2"	2.50"	35 PSI	-	.96 lbs.	-	50'

TUBE FDA, 3-A\*, USP Class VI, PVC

REINFORCEMENT Clear extrusion no reinforcement

COVER Clear

TEMP. RANGE 25 to 150° F

MODEL	I.D.	O.D.	WORKING PRESSURE	MIN. BEND RADIUS	WEIGHT PER FT.	VAC. IN HG.	LENGTH
PBT050*	1/2"	.81"	200 PSI	-	.13 lbs.	-	100'
PBT075	3/4"	1.12"	150 PSI	-	.22 lbs.	-	100'
PBT100	1"	1.37"	125 PSI	-	.30 lbs.	-	100'
PBT150	1 1/2"	1.94"	100 PSI	-	.64 lbs.	-	100'
PBT200	2"	2.49"	75 PSI	-	.94 lbs.	-	100'

TUBE FDA, 3-A\*, USP Class VI, PVC

REINFORCEMENT Clear extrusion with polyester textile inner braid

COVER Clear

TEMP. RANGE 25 to 150° F

MODEL	I.D.	O.D.	WORKING PRESSURE	MIN. BEND RADIUS	WEIGHT PER FT.	VAC. IN HG.	LENGTH
PWT050*	1/2"	.81"	150 PSI	2.0"	.21 lbs.	29"	100'
PWT075	3/4"	1.12"	150 PSI	3.0"	.36 lbs.	29"	100'
PWT100	1"	1.37"	100 PSI	4.0"	.44 lbs.	29"	100'
PWT150	1 1/2"	1.86"	50 PSI	6.0"	.58 lbs.	29"	50'
PWT200	2"	2.39"	50 PSI	8.0"	.84 lbs.	29"	50'
PWT250	2 1/2"	3.00"	50 PSI	10.0"	1.38 lbs.	29"	50'
PWT300	3"	3.50"	50 PSI	12.0"	1.64 lbs.	29"	50'

TUBE FDA, 3-A\*, USP Class VI, PVC

REINFORCEMENT Clear extrusion with steel wire helix

COVER Clear

TEMP. RANGE 25 to 150° F

MODEL	I.D.	O.D.	WORKING PRESSURE	MIN. BEND RADIUS	WEIGHT PER FT.	VAC. IN HG.	LENGTH
PBW050*	1/2"	.90"	250 PSI	2.0"	.26lbs.	29"	100'
PBW075	3/4"	1.19"	225 PSI	2.5"	.40 lbs.	29"	100'
PBW100	1"	1.45"	225 PSI	3.5"	.52 lbs.	29"	100'
PBW150	1 1/2"	2.03"	175 PSI	5.5"	.86 lbs.	29"	50'
PBW200	2"	2.60"	150 PSI	7.0"	1.28 lbs.	29"	50'

TUBE FDA, 3-A\*, USP Class VI, PVC

REINFORCEMENT Electro-galvanized steel wire helix polyester textile inner braid

COVER Clear

TEMP. RANGE 25 to 150° F

MODEL	I.D.	O.D.	WORKING PRESSURE	MIN. BEND RADIUS	WEIGHT PER FT.	VAC. IN HG.	LENGTH
PHH150	1 1/2"	1.79"	75 PSI	4.0"	.45 lbs.	28"	100'
PHH200	2"	2.33"	75 PSI	5.0"	.65 lbs.	28"	100'
PHH250**	2 1/2"	2.87"	55 PSI	8.0"	.84 lbs.	28"	100'
PHH300**	3"	3.42"	55 PSI	11.0"	1.18 lbs.	28"	100'

TUBE FDA, 3-A\*, UHMW-PVC

REINFORCEMENT White wire helix

COVER Clear

TEMP. RANGE -40 to 150° F

MODEL	I.D.	O.D.	WORKING PRESSURE	MIN. BEND RADIUS	WEIGHT PER FT.	VAC. IN HG.	LENGTH
PHC100	1"	1.28"	100 PSI	3.0"	.24 lbs.	29"	100'
PHC150	1 1/2"	1.80"	85 PSI	6.0"	.50 lbs.	29"	100'
PHC200	2"	2.36"	85 PSI	8.0"	.71 lbs.	29"	100'
PHC250**	2 1/2"	2.88"	65 PSI	10.0"	.94 lbs.	29"	100'
PHC300**	3"	3.42"	55 PSI	11.0"	1.14 lbs.	29"	100'

TUBE FDA, 3-A\*, UHMW-PVC

REINFORCEMENT Clear helix

COVER Clear

TEMP. RANGE -4 to 150° F

<sup>1</sup>3A - The PVC compound complies with the criteria in 3-A Sanitary Standards for Multiple-Use Plastic Materials, number 20.

<sup>2</sup>USDA - The PVC hose has been found chemically acceptable for use in slaughtering, processing, transporting, or storage areas in direct contact with meat or poultry food product prepared under Federal Inspection.

<sup>3</sup>USP - The PVC compound has been tested and meets the requirements of the USP guidelines, for Class VI Plastics.

<sup>4</sup>FDA - The PVC ingredients used are sanctioned for food contact use under CFR title 21, parts 170-199 or FD&C Act, section 409(h), notifications relating to food contact substance.

<sup>5</sup>NSF - The hose is certified under NSF/ANSI standard 51: Food Equipment Materials. The inner surface PVC Material is also certified as Pipes and Related Products under NSF/ANSI standard 61: Drinking Water System

\*\*Bulk Only (Fittings not available)

### IWD

Washdown



Designed for cleanup duties in dairies, creameries, breweries, food, beverage, meat and poultry processing plants. This is an economical, high quality hose capable of handling hot water up to 200° F. The extruded construction provides for excellent handling and flexibility. Abrasion resistant, non-marking cover maintains its sanitary appearance.

MODEL	I.D.	O.D.	WORKING PRESSURE	WEIGHT PER FT.
IWD075	3/4"	1.17"	300 PSI	.40 lbs

**TUBE** Black EPDM  
**REINFORCEMENT** iivo synthetic textile spiral cords  
**COVER** White EPDM  
**TEMP. RANGE** -20 to 200° F

- See RWD on page 6 for an FDA option to IWD -

### ISH

Steam



A rugged, abrasive and blister resistant hose for cleaning pumps, valves, tubing and equipment suitable for steam. Stands up to the harshest of environments with a specially formulated tube and cover that will not harden or crack during normal service. The steel braid reinforcement provides for safe use with steam pressures up to 250 PSI at 430° F.

MODEL	I.D.	O.D.	WORKING PRESSURE	WEIGHT PER FT.
ISH075	3/4"	1.25"	250 PSI	.48 lbs

**TUBE** Black Chlorobutyl  
**REINFORCEMENT** Steel braid  
**COVER** Red EPDM  
**TEMP. RANGE** -40 to 430° F

- Requires a Special Fitting consult factory -

Other Sizes and Colors Available

### Steam Hose Safety Facts

Working with steam can be very hazardous. Safety precautions should be observed when handling to minimize or eliminate personal injury or property damage.

### Selection and use of steam hoses

- Make sure steam hose is identified as a steam hose. It should be identified, stating working pressure and temperature rating.
- Make sure working pressure and temperature is not exceeded.
- Do not allow hose to remain under pressure when not in use.
- Avoid excess bending or flexing of hose near the coupling. Straight line operation is preferred. If bends are necessary as part of operation, spring guards may help.

### Maintenance Procedures

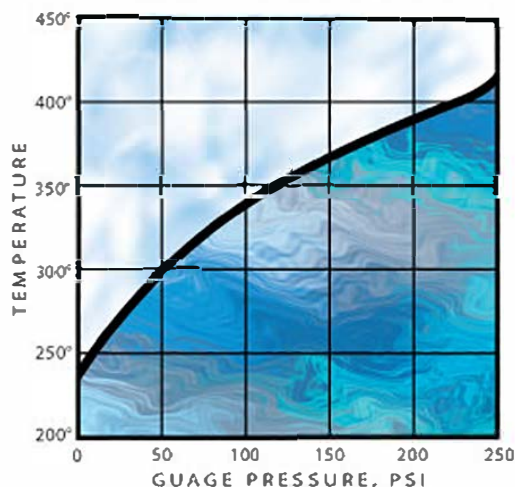
- Periodic inspection of hose should include looking for cover blisters and lumps
- Check for kinked areas that could damage hose.
- Drain hose after each use to avoid tube damage before hose is put back in operation, to avoid "pop corning" of the tube.
- Do not store hose over hooks.
- Steam hose lying on metal racks or installed around steel piping will dry out the hose, causing and cover cracking.

For quickest response, send ALL request for quotes and purchase orders to: [sales@acesanitary.com](mailto:sales@acesanitary.com)

Represented is water when subjected to heat and pressure. Use only hoses specifically designed for each application.



### Steam Hose Chart



### SATURATED STEAM

Gauge Pressure (PSI)	Temp. of Saturated Steam (°F)
10	239
25	257
50	298
75	320
100	338
125	353
150	366
175	377
200	385
225	400
250	413



### RMH Rubber Molded Hose



**Note:**

Each jumper is custom manufactured to specific customer requirements. The above specifications refer to our standard jumper. These specifications will change by selecting different compounds and reinforcement types.

**Application:** Customizable, flexible flow panel jumper that flex's due to expansion / contraction and ground movement. This flexibility allows for easy connection every time, which minimizes operator time connecting to the panel.

**Tube:** White FDA, 3-A Chlorobutyl  
(Other compounds available: Silicone, EPDM, Nitrile, Viton)

**Reinforcement:** Spiral plied synthetic fabric w/wire helix

**Cover:** EPDM

(Other compounds available: Silicone, Chlorobutyl, Nitrile, Viton)

**Temp. Range:** -40 to 225° F

**Working Pressure:** 200 PSI

**Recommended Cleaning:** CIP, COP

**Sizes:** 3/4" thru 6" I.D.

**End Connections:** Refer to Ace Sanitary catalog or website: [acesanitary.com](http://acesanitary.com)

**Options:** Cover colors, compounds, reinforcement, sample valves, proximity switches. Other options available upon request, consult factory.

### WJ Water Jacketed Hose



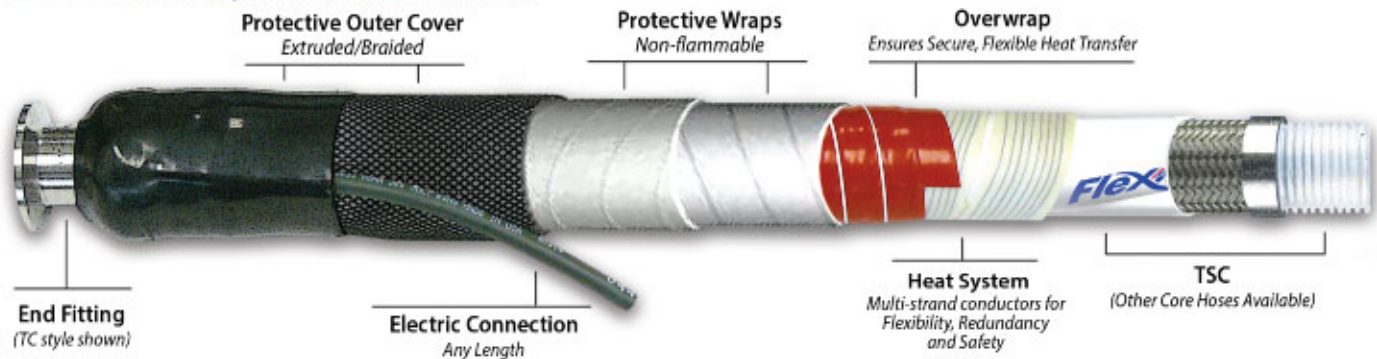
(Water Jacket can be added to any Flex-Rite hose)

### CIP Insulated Hose



(Custom Insulation Package can be added to any Flex-Rite hose)

### EHH Electrically Heated Hose Assemblies



**EHH** is custom manufactured for a variety of applications to keep product flowing. Compared to single conductor heating elements, the **EHH** provides optimal heat transfer to a large (95%) surface area. Individual strand conductors are fixed in place and insulated with flexible, high-temperature fiber. The "Overwrap" layer of silicone rubber secures the conductors and provides a flexible cushion.




#### Applications:

- Gel Cap Production Packaging Industry
- Photographic Development Solutions
- Hot Oil Transfer
- Cosmetic Transfer
- Candy Manufacturing
- Chemical Transfer Testing
- Pharmaceutical Slurries
- Hot Fill
- Food Transfer (FDA approved)

Ace's proprietary Seal-Rite fittings are available in a wide range of end styles.

**To order RMH or EHH contact the factory to discuss your specific application.**

### Molded Ends



Single pin polysulfone clamps are lightweight and molded to provide even closing pressure. These clamps are highly recommended over standard steel version for molded hose ends.

SPP075 – all mini clamps  
SPP150 – 1 & 1.5" clamps  
SPP200 – 2" clamps  
SPP250 – 2.5" clamps  
SPP300 – 3" clamps

### Molded Ends

Designed to provide the ultimate in sanitary flow the "Crack and crevice free" ends come in a variety of configurations on Ace Sanitary "P" series hose using ultra high purity Hytrel. Applications include instances where the process demands no stainless steel wetted parts, lighter weight and OEM applications.

For our "A" series tubing molded ends are available in Polypropylene, Hytrel and Polysulfone depending on the materials involved. Popular end styles would be Tri-Clamps, I-Lines, threaded ends and bevel seats.

For silicone products we would offer silicone tri-clamp molded ends with either stainless steel or polysulfone back up rings or cups. Generally, molded ends also provide cost savings.

**Note:** For all molded ends in sanitary styles Molded plastic clamps are recommended as they provide 360 degrees of pressure vs. SS cast clamps that only provide a few pressure points in the circumference of the tri-clamp or I-line flanges.

## Molded Assembly Part Number

(Example)

M / APT	050	TC050	TC050	OAL	
Molded End	Hose/Tube	I.D. Size	Style/Size 1st End	Style / Size 2nd End	Length"
ACT	025	TC	TC		
APF	037	MT*	MT*		
APT	050	FT*	FT*		
AST	075	IM*	IM*		
PBT	100	IF*	IF*		
PCT	150	BS*	BS*		
PWT		CM*	CM*		
PHC					
PHH					
SCT	} P - Poly Backup Cup S - SS Backup Cup				
SSD					
Hose/Tube (example)	} SCTP OR SCTS SSDP OR SSDS				

**CONSULT FACTORY FOR ADDITIONAL CHOICES**

For quickest response, send ALL request for quotes and purchase orders to: [sales@acesanitary.com](mailto:sales@acesanitary.com)

Overall length tolerances for assemblies are:

- 1/4" on assemblies to 24"
- 1/2" on assemblies to 25" to 60"
- 1% on assemblies over 60"

#### CONSULT FACTORY FOR ADDITIONAL CHOICES

For quickest response, send ALL request for quotes and purchase orders to: [sales@acesanitary.com](mailto:sales@acesanitary.com)

Overall length tolerances for assemblies are:

- 1/4" on assemblies to 24"
- 1/2" on assemblies to 25" to 60"
- 1% on assemblies over 60"

\* limited sizes & materials. Consult factory





### Reusable Sanitary Fitting



BULK PART NO.	HOSE SIZE	CLAMP SIZE	O.D.	I.D.
SR050-TC	.50"	.50" MINI TC	.986"	.370"
SR075-TC	.75"	.75" MINI TC	.986"	.620"
SR100-TC	1.00"	1.00" TC	1.984"	.870"
SR150-TC	1.50"	1.50" TC	1.984"	1.370"
SR200-TC	2.00"	2.00" TC	2.516"	1.870"
SR250-TC	2.50"	2.50" TC	3.047"	2.370"

STEP UP SIZES AND OTHER END STYLES AVAILABLE

### Field Attachable

Easy to assemble 3 pc reusable fittings with full traceability designed specifically for most Flex-Rite A, S & P-Series hose.

Lightweight, versatile, works with most hose types and wall thickness. Patent Pending and 3-A\* Approved.

Suitable for use with Biotech, High Purity Water, Pharmaceutical, Food & Beverage, Personal Care, Electronics and Potable Water.



**Internal Finish:** 15 RA or Better, Electropolishing standard. **Material:** Type 316L Stainless Steel Insert with Delrin nut and sleeve

**Options:** Custom Size Variations, Styles, Colors Available. **Note:** Step up Sizes Available

\* Compliant with standards for Replacement Part Certification 62-02

### ReUsable Assembly Part Number (Example)

RE	/	S	/	SSD	100	TC100	TC100	144	-	XX
ReUsable		Nut Mat'l		Hose/Tube	I.D. Size	Style/Size 1st End	Style / Size 2nd End	Length"		Special Services
		S		APT	025	= 1/4"	TC = Sanitary Clamp (stepup available)			
		304 SS		APF	037	= 3/8"	TE = Butt Weld - Tube			
		B		ADL	050	= 1/2"				
		Blue		SCT	062	= 5/8"				
		Polymer		SSD	075	= 3/4"				
		*		SDB	100	= 1"				
		Colors		SXD	150	= 1-1/2"				
		Available		SXW	200	= 2"				
		(MIN. REQ'D)		SMW						
				SMD						
				PHH						
				PHC						
				SCT						
				PBT						
				PWT						
				PCT						

CONSULT FACTORY FOR ADDITIONAL CHOICES

For quickest response, send ALL request for quotes and purchase orders to: [sales@acesanitary.com](mailto:sales@acesanitary.com)

Overall length tolerances for assemblies are:

- 1/4" on assemblies to 24"
- 1/2" on assemblies to 25" to 60"
- 1% on assemblies over 60"

DELIRIN NUT

HOSE

S.S. NUT

END STYLE



ASSEMBLY LENGTH - OAL


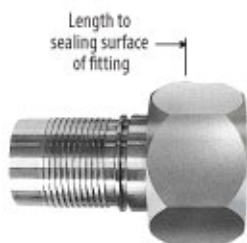
# FlexRite™ Measurement / End Styles

## Hose Length Measurements

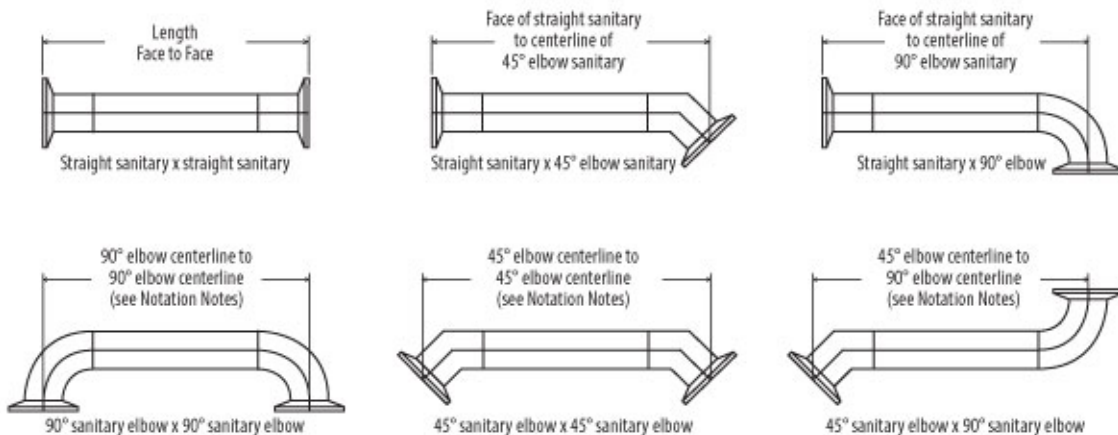
Ace Sanitary hose assemblies are generally measured from end to end. The exceptions to this practice are illustrated at left. JIC Female Swivel, Female Cam & Swivel, and Sanitary Bevel Seat fittings are measured lengthwise from the sealing surface of the fitting.

## Length Tolerance

Up to 24" OAL assemblies: 1/4" (.250")  
Over 24" up to 60": 1/2" (.500")  
Over 60": 1%

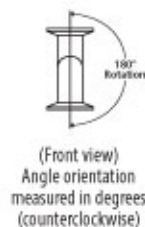


The following illustrations show how to measure the overall length (OAL) of Ace Sanitary hose assemblies, including 45° and 90° elbow fittings. Examples are shown with clamp style sanitary fittings.



### Rotation Notes:

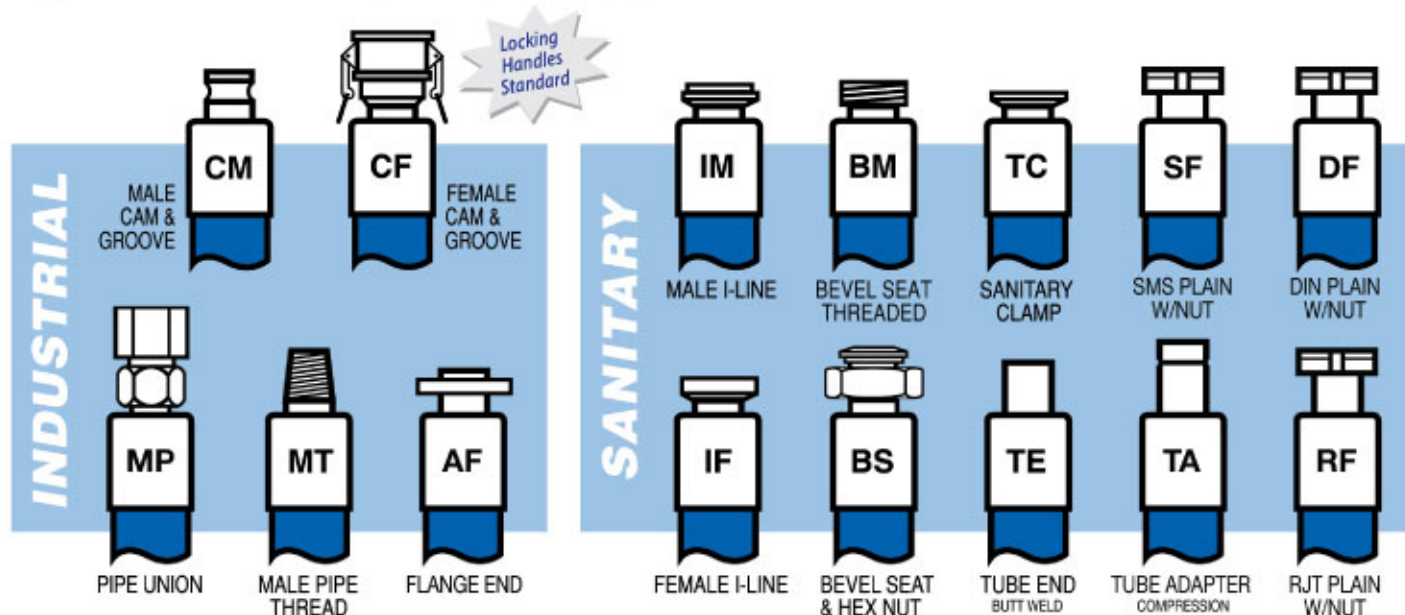
When ordering double elbow hose assemblies, angular orientation between the elbows is expressed in degrees. The angle is measured counterclockwise from the centerline of the nearest fitting when the fitting is positioned at 6 o'clock to the centerline of the other fitting, as shown at right.



(Front view)  
Angle orientation  
measured in degrees  
(counterclockwise)

(Side view)  
180° configuration

## Popular End Connector Styles Complete listing on page 19.





## Assembly Part Number

(Example)

**RSD**    **050**    **TC**    **050**    **TC**    **050**    **288**  
Hose    I.D. Size    Style / Size 1st End    Style / Size 2nd End    Assembly Length (INCHES)

### Hose

### I.D. Size

### End Style

RDC	025 = 1/4"	TC = SanitaryClamp (stepup available)
RBT	037 = 3/8"	TE = Butt Weld - Tube
RES	050 = 1/2"	BS = Bevel Seat - Plain w/nut
RWD	062 = 5/8"	BM = Bevel Seat - Threaded
RSD	075 = 3/4"	IF = I - Line - Female
RCT	100 = 1"	IM = I - Line - Male
RCR	150 = 1-1/2"	JM = John Perry - Threaded
RWS	200 = 2"	JF = John Perry - Plain w/nut
SMW	250 = 2-1/2"	QM = Q - Line
SMD	300 = 3"	CF = Cam - Female
SSD	400 = 4"	CM = Cam - Male
SDB	600 = 6"	MT = Male - NPT Pipe Thread
SHF		FT = Female - NPT Pipe Thread
TRS		AF = Flange End
TSB		FF = BSM - Flat Face Plain w/nut
TCB		FM = BSM - Flat Face Threaded
TCP		RF = RJT - Plain w/nut
TSC		RM = RJT - Threaded
TSP		SF = SMS - Plain w/nut
PCT		SM = SMS - Threaded
PBT		DF = DIN - Plain w/nut
PWT		DN = DIN - Threaded
PBW		TA = Compression Tube End
FRH		
FDF		
FPE		
FGS		

See  
Product  
Pages  
for  
Sizes

HOSE

END STYLE

ASSEMBLY LENGTH - OAL



**CONSULT FACTORY FOR ADDITIONAL CHOICES**

For quickest response, send ALL request for quotes and purchase orders to:

**sales@acesanitary.com**

Overall length tolerances for assemblies are:

- 1/4" on assemblies to 24"
- 1/2" on assemblies to 25" to 60"
- 1% on assemblies over 60"

#### Chemical Charts are located on our website

#### Prior to Installation

inspect hose completely for signs of obvious damage. Possible damage may include cuts to cover, kinking, broken braids and crushing. This damage can reduce hose life and pressure rating.

#### Do Not Use any damaged hose.

Hose should be application specific. Review materials, pressures, chemical compatibility, temperature and environment to ensure proper selection of hose.

- Failure of hose will occur when hose is bent (Fig. 1) beyond minimum bend radius. Bend radii are given for individual products and sizes. The bend radius values must be observed (measure to inside radius of fluoropolymer-lined hose and the centerline for stainless steel metal hose) for hoses to be installed properly. Occasionally, vacuum and pressure ratings are based on not to exceed 2% minimum bend radius. The manufacturer should be contacted for specific hose rating and data.
- Restrict hose movement to a single plane (Fig. 2) to minimize resultant twisting or torque. Within the bending plane is where flexing should occur. Stress fatigue increases with excessive bending of hose.
- Axial or twisting movement (Fig. 3) should be eliminated. The likelihood of leakage or failure increases for hoses that are twisted (torqued) during assembly. Floating flanges or swivel-type fittings (i.e., JIC) can eliminate improper twisting.
- Avoid stretching or compressing the hose (Fig. 4) along its longitudinal axis with in-line installation.

#### Motion Calculations

**Axial Motion:** Motion that occurs when a hose is compressed along its longitudinal axis. Axial motion is only applicable in very short lengths of annular hose only. Fluoropolymer lined hose should not be subjected to axial motion.

**Offset Motion:** Motion that occurs when one end of the hose is deflected in a plane perpendicular to its longitudinal axis with the ends remaining parallel. In offset applications where motion is repeated, the offset should never exceed 25% of the minimum bend radius. To calculate the required live length to achieve a desired offset, use the following calculations:

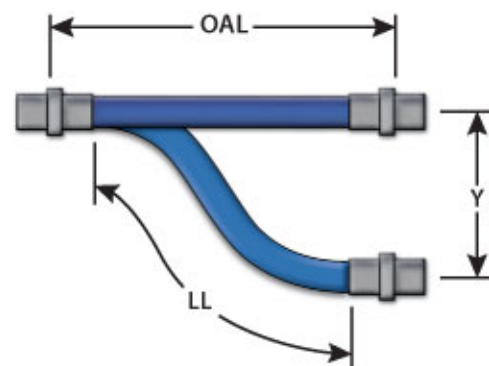
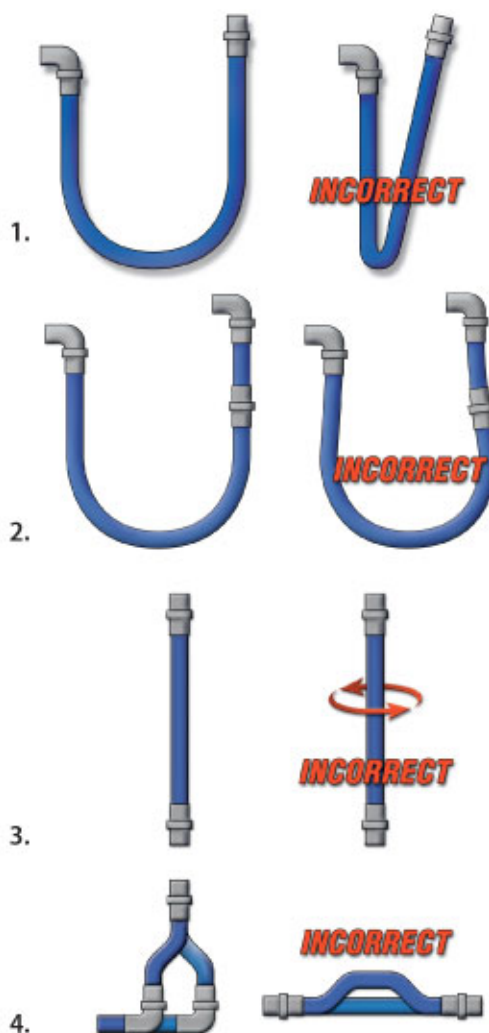
$$LL = \sqrt{6YR + Y^2}$$

LL = Hose live length, inches

R = Min. Bend Radius, inches

Y = Offset, inches

OAL = LL + Fittings Length + (2x nominal hose diameter)



**Note:** Where offset motion "Y" occurs on both sides of hose centerline, the hose live length should be based on total travel, or 2Y. The modified calculation will be:

$$LL = \sqrt{12YR + (2Y)^2}$$



### Bend Radius (fluoropolymer hose and all rubber hose)

- The radius of a bent section of hose measured to the innermost surface of the curved portion (R1)

### Bend Radius (metal hose)

- The radius of a bent section of hose measured to the hose centerline (R2)

### Minimum Bend Radius

- The smallest radius at which a hose can be used

### Force to Bend

- The amount of stress required to induce bending around a specific radius - a measure of stiffness

### Maximum Rated Working Pressure

- The maximum pressure hoses should be subjected to on a continuous basis

### Maximum Rated Test Pressure

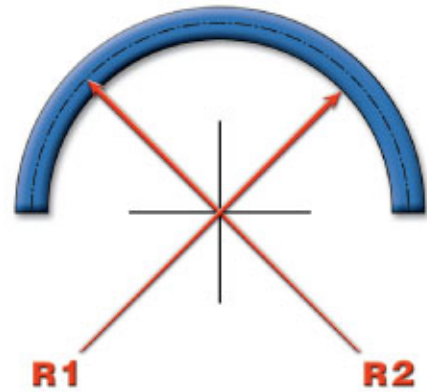
- The maximum rated pressure is multiplied by 150%

### Nominal Rated Burst Pressure

- The average pressure at which the core of braid will rupture at ambient temperature

### Pressure / Temperature Correction

- Hose pressure capabilities decrease as the temperature increases. Consult factory to determine pressure rating at elevated temperatures



**R1**  
Bend Radius All  
(except Metal Hose)  
Measure to inside radius

**R2**  
Bend Radius for  
Metal Hose, Measure  
to centerline radius

## Flexibility / Bend Radius

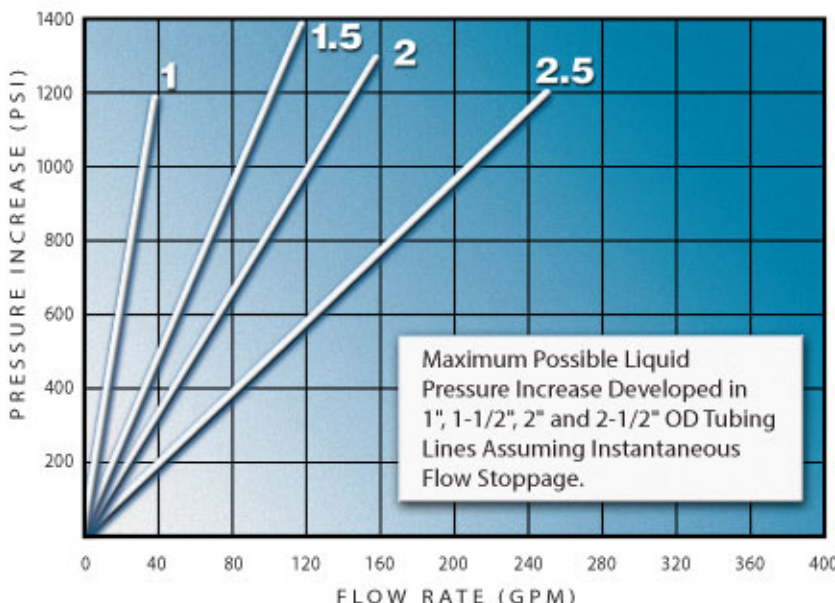
*Reprinted from RMA Hose Handbook IP-2 Fourth Edition*

Flexibility and minimum bend radius are important factors in hose design and selection if it is known that the hose will be subjected to sharp curvatures in normal use. When bent at too sharp an angle, hose may kink or flatten in the cross-section. The reinforcement may also be unduly stressed or distorted and the hose life thereby shortened.

Adequate flexibility means the hose should be able to conform to the smallest anticipated bend radius without over stress. The minimum bend radius is generally specified for each hose in this catalog. This is the radius to which the hose can be bent in service without damage or appreciably shortening its life. The radius is measured to the inside of the curvature.

## Hydraulic Shock...

Due To Instantaneous Pressure Increase



Formula to determine minimum hose length given bend radius and degree of bend required:

$$L = \frac{A}{360^\circ} \times 2\pi B$$

L = Minimum length of hose to make bend  
(bend must be made equally along this portion of hose length)

A = Angle of bend

B = Given bend radius of hose

$\pi = 3.14$

Example: To make a 60° bend at the hose's rated minimum bend radius of 15 cm

$$L = \frac{60}{360^\circ} \times 2 \times 3.14 \times 15 \approx 16 \text{ cm}$$

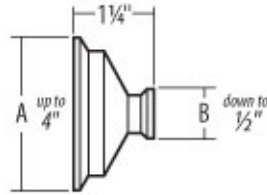
Thus, the bend must be made over approximately 16 cm of hose length. The bend radius used must be equal to or greater than the rated minimum bend radius. Bending the hose to a smaller bend radius than minimum may kink the hose and result in damage and early failure.

### Reducers & Hose Support

#### Seal-Rite™ Gauge Reducer



For available sizes:  
Please contact the factory



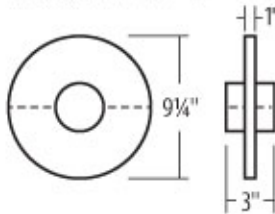
**Saves transition time!**

The Seal-Rite Gauge Reducer provides easy and quick transition for a variety of applications. These reducers are machined from 316L Stainless Steel and are permanently marked with heat number. They are electropolished in compliance with the highest sanitary standards. These reducers provide solutions when standard concentric reducers aren't conducive for tight, confined areas.

#### Seal-Rite™ Hose Support



For use with:  
RSD, RDC, RES, RCR, RCT, RWS, RWS-L  
In sizes: 1 1/2" - 2" - 3" - 4"



The Seal-Rite Hose Support provides additional protection for your transfer hoses. In environments where abnormal cover wear can occur, you can lift up and extend the life of your hose. The two halves easily attach with two recessed locking screws. The lightweight design, wide outer edges and even wider collar provides stability which eliminates kinking. Our supports are ideal for use in receiving bays to eliminate damming or pooling water.

#### Seal-Rite™ Fitting Bumper



For available sizes:  
Please contact the factory

*BUMPER should be installed during assembly*

**Protect  
Your  
Investment**

The Seal-Rite Fitting Bumper provides additional protection for your floors and fittings. The bumper elevates the fitting while absorbing the occasional mishap.

*This product is a "Special Order" and a Minimum Order" item. Consult factory about ordering.*

#### Hose Sling Hose Support



**Protect  
Your  
Investment**

Hose Sling is a polyurethane saddle designed to suspend hoses. Each model comes complete with its own UV treated sling which is fastened in a choker position. Designed to accommodate the OEM's minimum bending radius to protect hose from kinking and prolong the life of the hose.

#### Vue-Gard Protective Shield



These "See-Thru" shields withstands temperatures up to 300°F and pressure to 1000 PSI

**Special fabrication for flow indicators, pressure vessels, heat exchangers and various instruments used in process industries.**

Vue-Gard Shields provide for visual inspection of joints, indicators, and flanges. The shield prevents hazardous sprayouts and contributes to a safe work environment. Constructed of a specially designed TFE and clear ECTFE to enable clear viewing.

*An impregnable barrier that is ideally suited for use in chemical, pharmaceutical, pulp and paper, and refinery operations.*



#### Traceability Solution...

for Silicone or Silicone covered hoses.

- Permanently Attached, No Product Contact
- Completely Sealed, Easy to Read Text
- Autoclavable, CIP & SIP Compatible
- Label Contains Custom Information as Needed
- Quick Turn-around with Customized Text Available

#### SML Molded Labels



#### HRA

"Arched" Hose Rack



#### HRS

"Slotted" Hose Rack

#### Stainless Hose Racks

Proper hose storage is critical to maintain the working life of hose assemblies. Stainless Space™ Hose Racks are the perfect solution to organizing your sanitary hose assemblies.

When used properly, these Racks ensure that each hose is stored in accordance with the manufacturer's recommendations.



#### Features & Benefits

- Compact designs for use in any clean environment.
- Extends hose working life and ensures 100% drainage.
- Eliminates clutter and enhances safety.
- Stores hoses, clamps gaskets and adapters in one convenient location.
- Conforms with FDA and 3A regulations for hose storage.

For quickest response, send ALL requests for quotes and purchase orders to: [sales@acesanitary.com](mailto:sales@acesanitary.com)

### Stainless Steel Fabrications and Customs Designs Include:

#### Container & Utensils

- Trays
- Funnels
- Pans
- Samplers

#### Ladders

- Non-folding

#### Work Tables

- Heavy Duty
- Meets Sanitary Specs
- Variety of Configurations

#### Stools

- Functional & Dependable

#### Custom Furniture

- Cabinets
- Cupboards
- Carts
- Bench Tops

#### HRM

"Mobile" Hose Rack



#### Test Benches

This test bench assures that your assembly has been joined correctly. The programmable PLC Controller gives the operator the ability to pre-program and repeat a test sequence. (optional save to USB)

#### Cutoff Saws

These rugged, dependable saws offer features not found on other saws. choose the one with the capabilities and features which meet your individual requirements.



#### Molded Label Machines

Equipment to make permanent labels on silicone or silicone covered hose. Label can contain part number, date, serial number or custom information as needed.



#### Part Marking

The MLM fiber laser system packs a powerful punch and gives users maximum application flexibility. Front mounted controls make operation simple.

A USB connection to a laptop or desktop PC is all that is required to start programming. Quickly mark text, barcodes, serial and date codes graphics and more.





## Washdown, Crimpers

### Washdown Station

The Ace Sanitary Washdown Station delivers a high temperature wash down using a proprietary mixing valve that combines steam and water for a constant stream at the operator's set temperature.

The intuitive safety shutoff feature essentially eliminates the "hose full of steam" problem of the past, decreasing hazardous conditions.

With a single moving part, the thermal actuator within the mixing valve cartridge, the Ace Sanitary Washdown Station ensures long, uninterrupted use and silent operation, even in high mineral content water conditions.



*The HCX (Hot/Cold Water Mixing) Station combines simplicity and cost effectiveness with the reliability and safety inherent in all washdown stations by Ace Sanitary*

For quickest response, send ALL requests for quotes and purchase orders to: [sales@acesanitary.com](mailto:sales@acesanitary.com)

### Flex-Crimp

Flex-Crimp™ brand of crimpers is a powerful machine capable of crimping a variety of sanitary, hydraulic, composite and industrial hoses. All Flex-Crimp models come standard with a quick change tool for quick and easy die changes. The touch screen crimp controller takes the guess work out of crimping with easy machine calculations.

The Flex-Crimp system continuously crimps to within .005" everytime. the Flex-Crimp line of products offers the most consistent crimp in the market today and comes with a one year manufacturer's warranty.



*The CC60 crimper with a 7.5 HP pump for 265 tons of crimping force and has the capacity to crimp up to 4" industrial hose.*



*The CC38 crimper with 240 ton crimping force has the capacity to crimp 1 1/4" multi spiral hydraulic hose and 2" industrial hose.*

## **STAMPED**

This acronym that will assist you in specifying the correct hose and fitting.

**S** = Size

Identify the I.D. (inside diameter) of the hose

**T** = Temperature

Identify both working (product being transferred) and cleaning temperatures

**A** = Application

Identify how the hose assembly will be used: equipment type and environmental conditions

**M** = Media

Identify all fluids being transferred (product & cleaning) to choose chemically-compatible materials

**P** = Pressure

Identify both working & cleaning (maximum) pressures to assure proper hose selection

**E** = End Style

Identify the connection type and alignment needed

**D** = Delivery

Identify any special packaging or delivery needs for hose shipment

### **Cautionary Statement**

All products are in the nature of commodities and they are sold by published specifications and not for particular purposes, uses or applications. Purchaser shall first determine their suitability for the intended purposes, uses or applications and shall either conduct its own engineering studies or tests, or retain qualified engineers, consultants or testing laboratories and consult with them before determining the proper use, suitability or propriety of the merchandise or products for the intended purposes, uses or applications.

Purchaser shall follow all instructions contained in sellers catalogs, brochures, technical bulleting and other documents regarding the product. Purchasers or users of the products should frequently and consistently undertake inspections and protective measures with respect to the use and application of products, which should include the examination of tube and cover, conditions of the hose or tubing and the identification, repair or replacement of sections showing cracking, blistering, separations, internal and external abrasions, leaking or slipped couplings or connections and make proper proof tests.

### **Limited Warranty**

The merchandise or products sold or distributed by seller are warranted to its customers to be free from defects in material and workmanship at the time of shipment by us, subject to the following provisions. Unless otherwise specified, all warranty claims shall be made within six(6) months after product ship date by seller - see packing slip for details. Seller's liability hereunder is limited to the purchase price of any products proving defective, or at seller's option, to the replacement of such products upon which its authorized return to seller.

This warranty is in lieu of and excludes all other warranties, expressed, implied, statutory, or otherwise created under applicable law including, but not limited to, the warranty of merchantability and the warranty of fitness for a particular purpose. In no event shall seller or manufacturer of the product be liable for special, incidental, or consequential damages, including loss of profits, whether or not caused by or resulting from the negligence of seller and /or the manufacturer of the product, unless specifically provided herein. In addition, this warranty shall not apply to any products or portions thereof which have been subjected to abuse, misuse, improper installation, maintenance or operation, electrical failure or abnormal conditions, and to products which have been tampered with, altered, modified, repaired, reworked by anyone not approved by seller, or used in any manner inconsistent with the provisions of the "cautionary statement" above.



### Sanitary Clamp Fitting



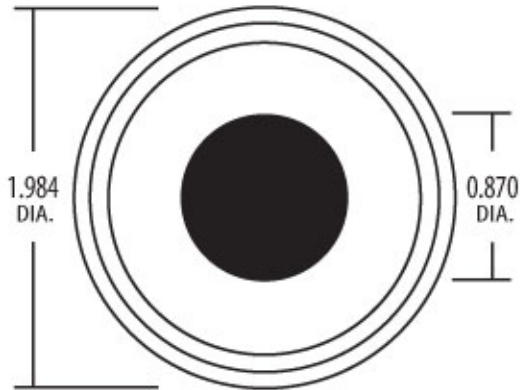
1/4" - 3/8" - 1/2" Mini Clamp



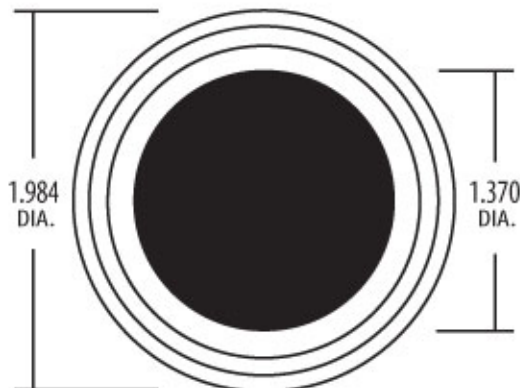
3/4" Mini Clamp

These actual-size drawings are provided for your convenience and ordering accuracy when specifying sanitary fittings.

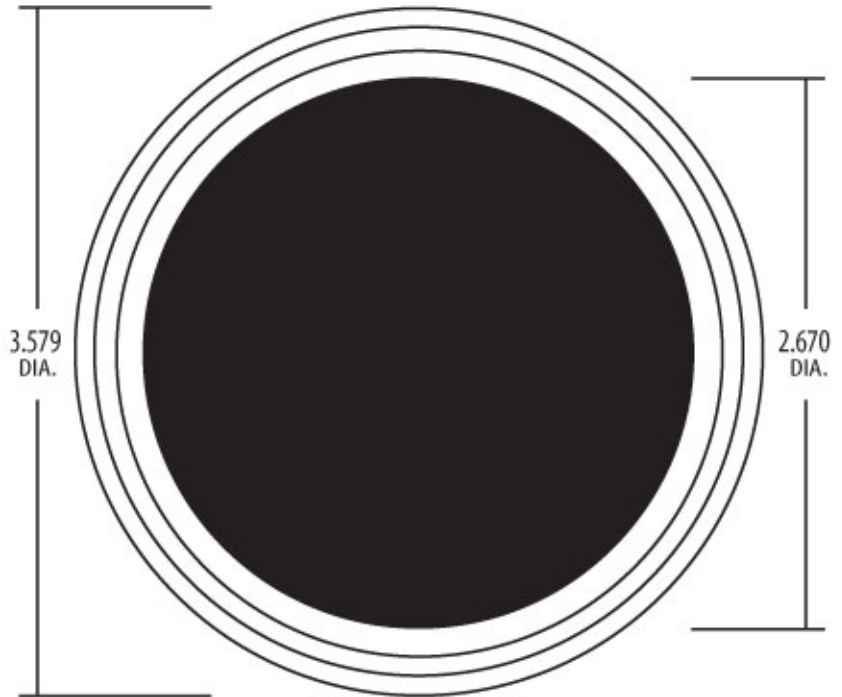
- 0.984" O.D. is the same for 1/2", 3/4" I.D. styles
- 1.984" O.D. is the same for 1" and 1-1/2" I.D. styles
- Varying O.D. for the 2", 2-1/2" and 3" I.D. styles
- Mini Clamp provided as standard - True I.D. sizes available



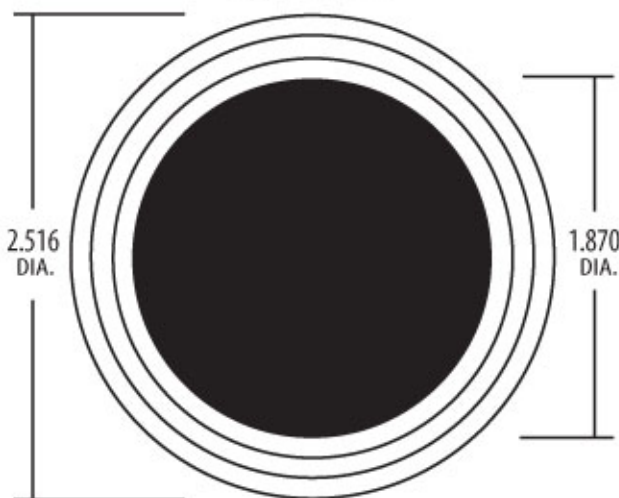
1" Clamp



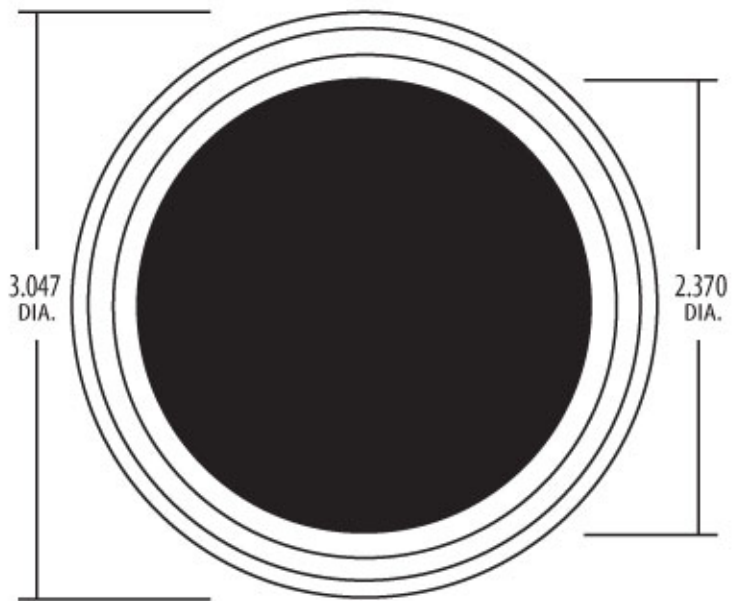
1-1/2" Clamp



3" Clamp



2" Clamp



2-1/2" Clamp

Product Specific Literature is available on our Website



## Sanitary Hose and Fittings

Performance Matched to your Production Needs.

For quickest response,  
send ALL request for quotes  
and purchase orders to:  
**[sales@acesanitary.com](mailto:sales@acesanitary.com)**



Visit **[acesanitary.com](http://acesanitary.com)**  
for new additions and  
most up-to-date  
product information

DISTRIBUTED BY:



513-889-2118 • 855-357-4110

5452 Spellmire Dr, Cincinnati, OH 45246

[www.acesanitary.com](http://www.acesanitary.com)

AS419